



**SouthEastern
Arizona
Governments
Organization**

**Transportation
Planning
Department**

1403 W. Highway 92
Bisbee, AZ 85603
520-432-5301 Office
520-432-5858

www.seago.org
transportation@seago.org

**Southeastern
Arizona Regional**

TRANSPORTATION COORDINATION PLAN UPDATE 2014-2015

**Serving Region VI
Cochise,
Graham,
Greenlee
&
Santa Cruz
Counties**



TABLE OF CONTENTS

Introduction	3
The Federal Transit Administration	4
SEAGO Region VI Map	5
Coordination Plan Goals	6
The Coordination Process	7
Mobility Management Contact Information	8
SEAGO Mobility Management Priorities	9
Assessment of Needs Summary	10
Assessment of Needs by Population	11
Assessment of Needs by Geographic Area	12
SEAGO Region 5310 Funding Priorities	13
FY14 Section 5310 Applicants	14
Provider Directory	15
Individual Agency Descriptions	16
Cochise County Funding Estimates	44
Graham Greenlee Funding Estimates	45
Santa Cruz Funding Estimates	46
Attachment A: SEAGO Region Provider Listing	47
Attachment B: Vehicles Inventory/Availability	51
Attachment C: SEAGO Project Priority Matrix	58

Introduction

Federal Transit Law requires that projects selected for funding under the Elderly Individuals and Individuals with Disabilities (Section 5310) programs be derived from a locally developed, coordinated public transit-human services transportation plan. The purpose of the plan is to identify the transportation needs of individuals with disabilities, older adults, and people with low incomes, provide strategies for meeting these needs, and prioritize transportation services for funding and implementation.

SEAGO recognizes that the transit environment is dynamic and ever changing. As a result, SEAGO reviews and updates the plan on an annual basis. This Plan Update includes updated regional demographic data as well as updated information on new and existing transportation providers serving the transportation dependent and disadvantaged populations in the region.

SEAGO utilizes a process that includes representatives of public, private and nonprofit transportation and human services providers, elected officials, and public participation identify transit needs/service gaps and to establish priorities in order to make informative funding decisions for specialized transportation services.

This plan update will focus on the 2014-2015 State fiscal year and will be updated once again in May 2015.

THE FEDERAL TRANSIT ADMINISTRATION (FTA)

The Federal Transit Administration (FTA) Section 5300 Rural Public Transportation Programs provide funds for capital, administrative, operating, and training assistance to local public bodies and nonprofit organizations for the operation of public transportation services in non-urbanized areas.

TRANSIT/TRANSPORTATION PROGRAMS

Section 5310 - Enhanced Mobility of Seniors and Individuals with Disabilities

Provides funding to assist with costs for mobility management activities, the purchase of capital equipment, and operations to meet the mobility needs of seniors (sixty five years of age and over) and individuals with disabilities of any age. **The former New Freedom Program (5317)** is folded into this (5310) program. The New Freedom program provided operating and capital funding to address the transportation needs of persons with disabilities above and beyond those required by the Americans with Disabilities Act (ADA). Eligible activities under the 5317 Program are now eligible under the Enhanced Mobility of Seniors and Individuals with Disabilities Program.

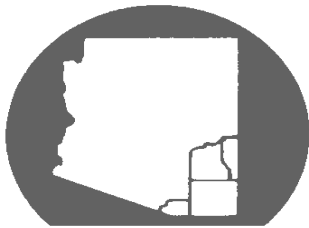
Section 5311- Rural Area Formula Grants

Provides funding for capital, planning, and operating assistance to support public transportation and intercity bus projects serving rural areas. The purpose of this program is to address the mobility needs of Arizona's rural population. Section 5311 funds are intended to provide access to employment, education, healthcare, shopping and recreation. **The former Job Access and Reverse Commute (JARC) (5316),** is folded into the 5311 program. JARC provided operating and capital funding to address the needs of low income individuals who needed transportation to work or work related activities. Eligible activities under the 5316 Program are now eligible under the Rural Area Formula Grant Program.

Section 5300 - Training

Provides funds for training needs including safety, operational, administrative, and program development. Training funds are made available to all 5300 fund programs on a reimbursement basis for pre-approved training events. Train the trainer programs are provided and allow local transportation providers to become trainers in their area.

COCHISE
GRAHAM
GREENLEE
SANTA
CRUZ



SEAGO

Region VI



The Region VI planning area includes Graham, Greenlee, Santa Cruz, and Cochise Counties. Together they comprise 13,946 square miles of rural area with per capita income below the state and national averages.

Within the SEAGO region, local governments and human services providers have come together in an effort to maximize scarce resources and build efficiencies that will better serve the residents of the area.

In that same spirit, providers of public transit programs and special needs transportation services have conceived this coordination plan as a means to establish and improve transit and transportation services for the four county region.

This Coordination Plan was developed by the SEAGO Transportation Department in cooperation with transit and transportation providers throughout the region. The Plan has been approved by the SEAGO Board of Directors and is submitted to ADOT final approval.

The Goals of the Coordination Plan



The Region VI Transit/Transportation Coordination Group coordinates their efforts and communications in order to provide information and guidance to federal, state and local government officials as well as transportation / transit service providers for the purposes of policy development, decision making, and investments needed to create greater efficiencies, build capacities and address gaps in service.

In addition, the Coordination Plan serves as a catalog of transit and transportation services available in the region. It's content is made available on the SEAGO website, www.seago.org, for use by the general public and by organizations serving persons in need of transit/transportation services.

COMMON ISSUES COLLECTIVE SOLUTIONS

As funding priorities shift during this uncertain economy, information shared on a region wide basis enables smaller agencies to coordinate with larger providers to cover gaps in service, and for all members to implement the best usage of monies, equipment, and personnel.

While each member organization has its own goals and objectives for its transit/transportation programs, common issues are often served by collective solutions. The goal of this coordination plan can be summarized more simply as

A desire to meet the transit/transportation needs of the region's citizens in a safe, reliable, accessible manner that maximizes the use of resources and minimizes the cost to provide said services.

THE COORDINATION PROCESS

CULTIVATE
COLLABORATE
COMMUNICATE

Throughout the year, coordination meetings are held on a bi-monthly basis in Cochise, Santa Cruz, and Graham counties. Graham County meetings include transportation providers from Graham/Greenlee County's and San Carlos Apache Tribe.

In Cochise County bi-monthly coordination meetings provide an opportunity for rural area governments and organizations to discuss ways they can improve their services and share information pertinent to the success of their transit/transportation operations. They are able to share resources through driver training, vehicle maintenance and repair, route coordination, collective purchasing, program planning, and funding. In addition, organizations work together to determine how to fill gaps in rider services, geographic outreach, and organizational development.

Mobility Managers in Cochise, Santa Cruz, Graham/Greenlee Counties facilitate meetings, disseminate information to members, assist in identifying gaps, and encourage collaborative efforts.

Annually, members of each coordination group come together to review the region's Coordination Plan and update progress in meeting goals. New members are added to the Plan and organizations no longer active are removed from the Plan. Each organization is given an opportunity to update their own efforts and the combined efforts of the group are recorded in the Plan.



SUCCESSFUL MOBILITY MANAGEMENT

In March and April this year each Coordination Group held meetings in an effort to identify transportation needs to establish regional funding priorities. ***The results of the process is available on Page 13.***

These Coordination groups consist of public and human services transportation providers, locally elected public officials, local government representatives, the general public, social service and faith-based agencies that represent the elderly, individuals with disabilities, veterans, low income, abused, and youth programs. In addition, ADOT staff participate in Coordination meetings at various times throughout the year and provide valuable guidance, data, and resources. ADOT also support the coordination effort by holding statewide meetings and conferences that allow providers to learn about and model other successful programs.

MOBILITY MANAGEMENT CONTACT & MEETING INFORMATION

SEAGO Transportation Planner

Chris Vertrees
520-432-5301 extension 209
cdvertrees@seago.org

SEAGO Regional Mobility Manager


Connie Gastelum,
520-432-5301 extension 213
cgastelum@seago.org

Graham & Greenlee County Sub-Regional Mobility Manager

Cheryl Wilson
928-428-5990
cwilson@blake.easterseals.com
Coordination meetings are 3rd Tuesday, bi-monthly at 10:00 a.m. in Safford

Cochise & Santa Cruz County Sub-Regional Mobility Manager

Connie Gastelum
520-432-5301
cgastelum@seago.org
Cochise Coordination meetings are 2nd Thursday, bi-monthly at 10:00 a.m. in Sierra Vista
Santa Cruz Coordination meetings are 1st Tuesday, bi-monthly at 10:00 a.m. in Nogales



Coordination meeting schedules, agendas, and minutes can be viewed at:
<http://seago.org/?q=coordination-meeting-calendar>

REGIONAL MOBILITY MANAGEMENT PRIORITIES BY TRANSIT/TRANSPORTATION PROVIDERS

Priority #1 Communications

- Sharing administrative resources including policies, procedures, and best practices,
- Continued support for Regional Mobility Management,
- Continued support of existing Sub-regional Mobility Management Programs in Cochise, Santa Cruz, Graham, and Greenlee Counties,
- Development of Mutual Aid agreements with County governments (similar to Graham Co.)

Priority #2 Efficiencies

Administrative—

- Insurance—shared or reduced costs,
- Centralized training program at a regional level, which will increase accessibility,
- Bus Pass reader— a system for tracking riders within a service area and particularly to track riders using multiple services across areas,

Operating—

- Combining transportation programs that have similar missions and geographical locations,
- Fuel Purchases— collaborative purchasing—possibly using state contracts,
- Increased operating funds availability,
- Use of State ADOT yards for vehicle maintenance, small repairs, and purchases of tires and other frequently replaced parts.

Capital—

- Access to hybrid or green fuel vehicles,
- GPS tracking for vehicles,
- Bus pass/card readers to track ridership and transfers between organizations,
- Interoperable, narrow-band, radios.

Priority #3 Improved Service

- Surveys of rider satisfaction,
- Review of routes and hours of operations to improve rider access when most needed,
- PASS Training, Defensive Driving Training for all drivers,
- Effective marketing to underserved populations and enhanced trip planning,
- Improved "How to Ride" information with greater outreach.

ASSESSMENT OF NEEDS SUMMARY

There are nine US States that have fewer square miles than the SEAGO region. Sierra Vista is the largest city in Cochise County with a population of nearly 50,000. Nogales, in Santa Cruz County, is its largest city with 21,392. Safford is the largest town in Graham County with a population of 9,653. Morenci and Clifton have a combined population of around 4,000 in Greenlee County. With a large geographical service area, and sparsely populated spaces that have a significant population of baby-boom generation and elderly, transportation needs within the SEAGO region are significant.

Within the region there are four FTA Section 5311, fixed route transit services. One each in Benson, Bisbee, Douglas, and Sierra Vista—all in Cochise County. There are no fixed route systems in Santa Cruz, Graham, or Greenlee Counties.

Within the Section 5310 (Coordinated Mobility Program), the most often cited use of transportation is for Health Care, followed by access to shopping, appointments, and food/nutrition. Access to jobs and job training are most often used by consumers with developmental disabilities and those who are seeking rehabilitation services.

As funding resources become more scarce, funding priorities become more difficult. It is agreed that all transportation programs in the SEAGO region are important, valued, and essential to maintaining basic services and adding quality to the lives of riders who routinely depend on it. As funding becomes more scarce, tough choices will need to be made. Programs that combine efforts, serve multiple client bases and/or serve large sections of the region will receive funding priority. New programs will be considered for recommendation only if they fill identified gaps in service.

The loss of State LTAF II funding for transit delivered a threatening blow to transit/transportation providers across the region. Applications for funding dropped by 30% as organizations struggled to determine where matching funds would come from.

With rising fuel and vehicle maintenance costs, ridership numbers are going up across the region. With rising pressures on both sides (reduced funding and increased ridership), municipalities and organizations providing transit and transportation services will see greater unmet needs and ultimately larger gaps in service provision.

The SEAGO Region's senior population is highly dependent on all-volunteer programs such as the Sierra Vista Interfaith Caregiver Program (VICAP) and Senior Citizens of Patagonia. High operating costs are limiting program effectiveness. These programs are in need of operating funds to maintain service levels of over 4,100 riders annually.

Identifying efficiencies, potential for cost reductions, and opportunities for greater connectivity are priorities for the coming years in the SEAGO region. Without success in these areas, the region is at great risk of losing ground and ultimately losing essential transit/transportation

ASSESSMENT OF NEEDS BY POPULATION

Special needs populations—includes transportation needs for developmentally disabled, persons with physical disabilities, persons addressing mental health issues, and the elderly.

Primary transportation needs for this population include:

- Health Care
- Food & Nutrition
- Jobs and Job Training
- Shopping, Social, and Recreational

Gaps include operating funds for existing 5310 programs sufficient to meet demand. Additional efforts to coordinate with Area Agency on Aging and with Health and Human Services agencies is a priority.

Low Income populations—includes transportation needs for those whose income is at or below 80% of area median income and for those who are working with State and local agencies to meet sustainable income goals.

Primary transportation needs for this population include:

- Access to Jobs
- Access to Job Training
- Health Care
- Food and Nutrition
- Shopping
- Connections to other communities

Gaps include operating funds for existing 5316 programs sufficient to meet demand. Additional efforts to coordinate with DES and other jobs focused agencies is a priority.

General Public—includes all other persons requesting transportation services.

Primary transportation needs for this population include:

- Access to Jobs
- Access to Health and Human Services
- Access to Education
- Shopping
- Connections to other communities
- Social

Gaps include fixed route service in Nogales, Safford, and Willcox, and connector services between communities. Additional efforts to coordinate intercity route possibilities with 5311 providers is a priority.

ASSESSMENT OF NEEDS BY GEOGRAPHIC AREA

Cochise County—

- Connecting service between Douglas, Bisbee, Benson, and Sierra Vista
- Connecting service between Huachuca City and Sierra Vista
- Connecting service between Tombstone and Sierra Vista
- Connecting service between St. David and Benson
- Connecting service between Elfrida and Douglas
- Periodic service from outlying areas to Willcox

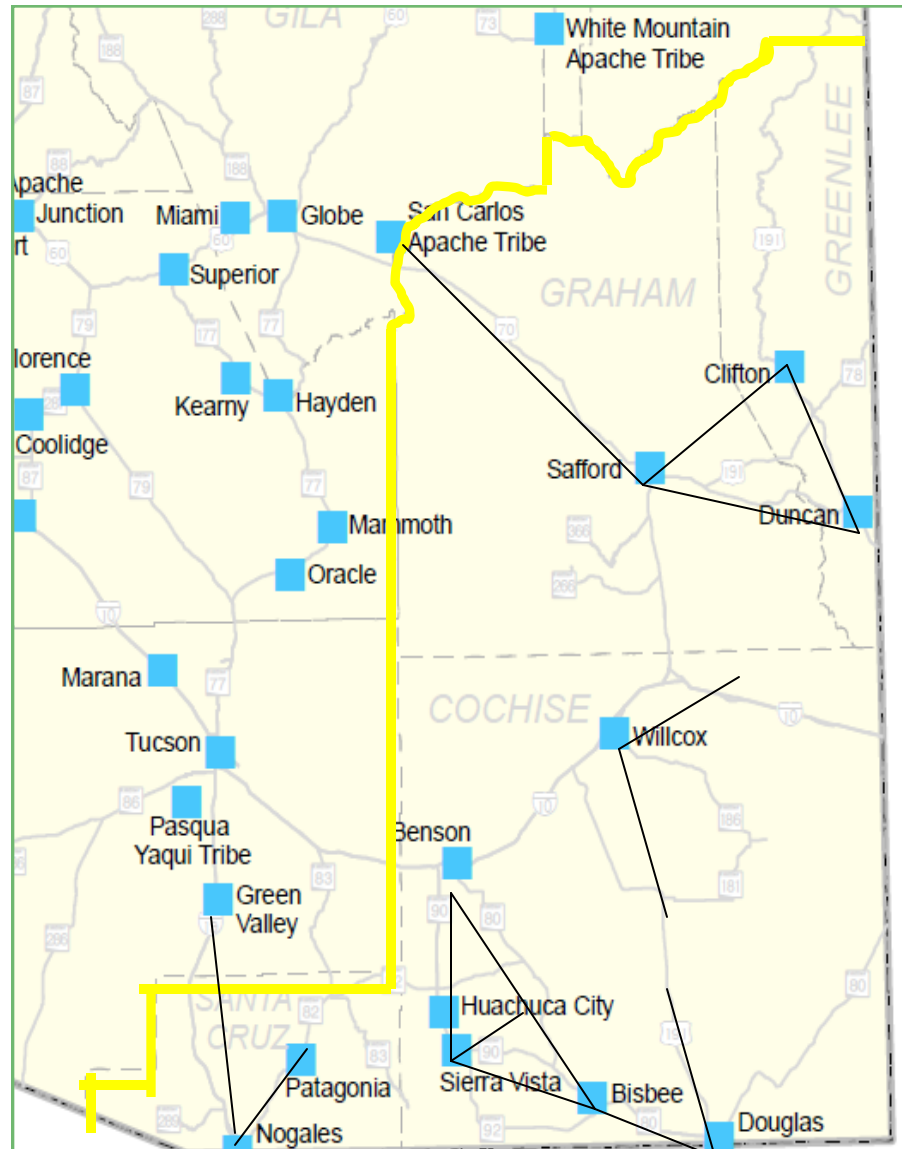
Graham and Greenlee Counties—

- Fixed route service in Safford
- Connecting service between Safford, Duncan, Clifton, and Morenci
- Connecting service between Safford and San Carlos Reservation

Santa Cruz County—

- Fixed route service in Nogales
- Connecting service between Nogales, and Rio Rico, Tubac, and Green Valley
- Connecting service between Nogales, Patagonia, and Sonoita

Indicates connecting service needs.



SEAGO REGION

SECTION 5310 FUNDING PRIORITIES

The following are our regional funding priorities as identified through the sub-regional prioritization process, Transportation Advisory Committee discussions, and discussions with local social service agencies and our Regional Section 5311 Public Transportation providers:

Operating Funding

As funding resources become more scarce, funding priorities become more difficult. It is agreed that all transportation programs in the SEAGO region are important, valued, and essential to maintaining basic services and adding quality to the lives of riders who routinely depend on it. It is our goal to ensure that programs that serve the broadest client base and/or service area are giving the highest level of funding consideration. Operating requests should be considered in the following order:

1. Projects that have a broad mission that serve both the elderly and individuals with disabilities.
2. Projects that go “above and beyond” ADA requirements
3. Continued funding of existing programs that lack a public transportation alternative.
4. Continued funding of existing programs that actively participate in regional coordination activities.
5. New programs that address regional service gaps.

Capital Funding

It is our regional goal to ensure that all regional vehicles are safe and in good operating order (state of good repair). Therefore age and mileage will be considered. It is also important that program fleets are operated in the most cost effective manner possible. Therefore, fleet “right-sizing” is highly important. Therefore, an organization’s number of vehicles and annual ridership should be considered prior to awarding replacement and/or additional vehicles. Capital requests should be considered in the following order:

1. Re-assign vehicles whenever possible.
2. Replacement of an existing program vehicle that has exceeded its ADOT identified “useful life”.
3. New vehicle requests will be considered only when they fill regional service gaps.

Mobility Management

Mobility management has been recognized as an essential service to our transportation providers. It is a regional goal to create partnerships with transportation providers, social service agencies, government agencies and the general public in an effort to reduce costs, to enhance travel options, and to improve safety. It is also a goal to standardize program operations, training, and policy/procedures, so that resources can be more effectively shared and program costs can be reduced. Mobility Management requests should be considered in the following order:

1. Programs/projects that have the greatest impact to the region as a whole.
2. Sub-regional programs/projects that benefit a sub-section of the region.

SEAGO REGION FY14 5310 APPLICANTS

Applicant	Request Type	Federal Request	Local Match	Project Total
City of Nogales	Operating	\$34,920	\$34,920	\$69,840
Douglas ARC	Operating	\$50,000	\$50,000	\$100,000
Easter Seals Blake Foundation: Graham	Operating	\$50,000	\$50,000	\$100,000
Easter Seals Blake Foundation: Greenlee	Operating	\$20,000	\$20,000	\$40,000
Easter Seals Blake Foundation	Sub-Regional MM	\$71,440	\$17,860	\$89,300
Echoing Hope Ranch	Operating	\$10,080	\$10,080	\$20,160
Echoing Hope Ranch	Capital	\$19,200	\$4,800	\$24,000
Graham County Rehabilitation Center	Operating	\$17,958	\$17,958	\$35,916
Graham County Rehabilitation Center	Capital	\$22,400	\$5,600	\$28,000
Graham County Rehabilitation Center	Capital	\$22,400	\$5,600	\$28,000
Santa Cruz Training Program	Operating	\$30,000	\$30,000	\$60,000
Santa Cruz Training Program	Capital	\$22,400	\$5,600	\$28,000
Santa Cruz Training Program	Capital	\$53,600	\$13,400	\$67,000
SEACAP: Graham/Greenlee	Operating	\$50,000	\$50,000	\$100,000
SEACAP: Willcox	Operating	\$45,000	\$45,000	\$90,000
SEAGO	Regional MM	\$110,000	\$11,000	\$121,000
SEAGO: Pilot Training Program	Regional MM	\$66,500	\$6,650	\$73,150
Senior Citizens of Patagonia	Operating	\$23,150	\$23,150	\$46,300
VICAP	Operating	\$30,000	\$30,000	\$60,000



5300 TRANSPORTATION PROVIDERS

This document serves to identify and describe each of the agencies and organizations in Region VI that receive Federal Transportation Authority (FTA) funding through the Arizona Department of Transportation (ADOT). It notes in which program(s) each of the agencies participates as well as their vehicle usage, service areas, schedules and budgets.

Agency	County	Page
All the Kings Horses Children's Ranch	Cochise	13
Catholic Community Services in SE AZ	Cochise	14
City of Benson	Cochise	15
City of Bisbee	Cochise	16
City of Douglas	Cochise	17
City of Nogales	Santa Cruz	18
City of Sierra Vista	Cochise	19
Cochise County Association for the Handicapped	Cochise	20
Douglas ARC	Cochise	21
Douglas Area Food Bank	Cochise	22
Echoing Hope Ranch	Cochise	23
Easter Seals Blake Foundation Graham County	Graham	24
Easter Seals Blake Foundation Greenlee County	Greenlee	25
Graham County Rehabilitation Center	Graham	26
Horizon Human Services	Cochise/Santa Cruz	27
Mary's Mission Developmental Center	Cochise	28
Mt Graham Safe House	Graham	29
Northern Cochise Community Hospital	Cochise	30
Pinal Hispanic Council	Cochise/Santa Cruz	31
Southeast Arizona Community Action Program	Graham/Greenlee	32
Santa Cruz Council on Aging	Santa Cruz	33
Santa Cruz Training Program	Santa Cruz	34
Senior Citizens of Patagonia	Santa Cruz	35
SEABHS	Region Wide	36
The Women's Transition Project	Cochise	37
Town of Huachuca City	Cochise	38
Volunteer Interfaith Caregiver Program	Cochise	39
Wellness Connection (formerly SEACRS)	Cochise	40



At a glance

General Services:

We provide a refuge in a traditional family setting with Christian values on a ranch for abused and neglected children who need long term care.

Applicant Status:

Private-Non Profit

Primary Service Area:

Pima and Cochise County

Service Days/Hours:

24 hours a day
365 days a year

Transportation Funding Sources:

of vehicles: 0

of vehicles under lien: 0

of Service Sites: 1

Annual Ridership:

Providing transportation services since: 2000

Contact:

Ana Lucore
All the King's Horses
Children's Ranch
543 S. Grapevine Loop
Benson, AZ 85602
520-730-9793

hisranch@qwestoffice.net

All the King's Horses

Children's Ranch

All the King's Horses Children's Ranch provides homes for children who have been placed in foster care. Our goal is to provide an environment of social, physical, educational and Spiritual support for at-risk children so they can mature into their maximized potential, abilities and interests and to facilitate development so when they leave the Ranch they can manage their affairs fluently and function in a manner both meaningful and purposeful to their own lives and to the larger community.

The children in our care often come to us when the caseworkers can find no other home. All of the children are homeless, some having to stay in DES offices overnight while awaiting a home.

Each child is welcomed to the Ranch and placed in homes with a mother, father as well as brothers and sisters. Our house-parents are full-time parents whose sole purpose is to love and care for the children while providing an example of healthy family relationships.

Services provided include: Horseback riding, art therapy, sporting events, swimming, field trips, transportation to visits with family, caseworkers, medical and dental appointments, and therapists, Game days, Family dinners, Movies.

Identified unmet needs include a vehicle to transport the children to their various appointments, and program training to ensure program compliance.



At a glance

General Services:

Catholic Community Services in Southeastern Arizona operates two domestic violence shelters in Cochise County and one in Santa Cruz County. CCS-SEAZ is also a contracted provider for the Arizona Department of Economic Security/Child Protective Services to provide Parent Aide Services.

Applicant Status:

Private-Non Profit

Primary Service Area:

Cochise County
Santa Cruz County

Service Days/Hours:

24 hours a day
364 days a year

Transportation Funding

Sources: 5310

of vehicles: 3

of vehicles under lien: 1

of Service Sites: 3

Annual Ridership: 1500

Providing transportation services since: 1976

Contact:

Troy Lopes
6049 E. Hwy 90
Sierra Vista, AZ 85635
520-458-4203 ext. 108
520-559-4585
troyl@ccs-seaz.org

Catholic Community Services Domestic Violence Shelter And Parent Aide Program

Catholic Community Services in Southeastern Arizona (CCS-SEAZ) operates two domestic violence shelters in Cochise County. Forgach House in Sierra Vista and House of Hope in Douglas have a total of sixty-four emergency shelter beds and two transitional housing units available for women and children seeking services. The domestic violence shelters are committed to providing safety, shelter, advocacy, and empowerment to victims of domestic violence.

Both shelters operate 24-hour crisis hotlines to provide information, referrals, and crisis counseling to victims of domestic violence. Callers may choose to enter the shelter to ensure their safety and security or they may choose to utilize services without becoming residents of the shelter. All services are provided free of charge to domestic violence victims regardless of age, race, national origin, income, or religion for any period of time up to 120 days.

The staff members at the CCS-SEAZ domestic violence shelters provide safety planning, referrals, case management, and legal advocacy to shelter residents and community members experiencing domestic violence. In addition to the above, shelter residents can participate in support groups, life skills trainings, and parenting classes. Transportation assistance is offered to meet the employment, education, legal, social services, and/or medical needs of the domestic violence victims served by the shelters.

Transportation assistance is a major component of the services provided to shelter residents and their children. CCS-SEAZ is also a contracted provider for the Arizona Department of Economic Security/Child Protective Services to provide Parent Aide Services.

The Parent Aide Program was designed by the State of Arizona to help facilitate visitation between parents and children that have been removed from the home. The services are utilized for parents of children involved with Child Protective Services. CCS parent aides provide support services, transportation, instruction, and assistance to parents/caregivers to improve their skills and ability to fulfill their parenting responsibilities.

By educating, transporting and facilitating visitation between parents and children, the goal is to rectify and reduce the number of children that are in out of home care.

Transportation assistance is provided on-demand and is essential for shelter residents trying to obtain and/or maintain employment in an effort to transition from the shelters.

Unmet needs include:

\$5,000 IN OPERATING FUNDS

7 PASSENGER VAN / \$20,000 CAPITAL

CCS regularly participates in the Coordination Meetings.



CITY OF BENSON

At a glance

General Services:

A deviated, fixed route transit program as well as para-transit service to residents of Benson and the nearby area.

Applicant Status:

Local Government

Primary Service Area:

Benson, J Six/Mescal, Pomerene and St. David.

Service Days / Hours:

Monday through Friday
8:00 am until 4:00 pm

Transportation Funding

Sources: 5311, SEAGO AAA

No. of vehicles: 4

No. of vehicles under lien: 3

Number of Service Sites: 1

Annual Ridership: 15,938

Providing transportation services since: 2010

Contact:

Cheri Shull
120 West 6th Street
Benson, AZ 85602
520-720-6323

CShull@cityofbenison.com
www.cityofbenison.com

Benson Area Transit has been in operation since 2010. The BAT system has two separate components. It provides a fixed route service available to the general public, and para-transit service that focuses on the elderly and disabled riders whose needs cannot be met by the fixed route service.

Benson Area Transit currently services the City of Benson and surrounding areas. Our mission is to build capacity with our transit system and partners to enhance Southeastern Arizona Mobility.

The City of Benson recognizes the great need for a transit system in the San Pedro Valley and it relies heavily on grant funding from ADOT and the Area Agency on Aging to operate.

The City of Benson has participated in coordination efforts identified through regional coordination meetings. We currently partner with local government and not-profit agencies to increase the utilization of their services by providing needed transportation. Our main goal for the upcoming fiscal year is to establish new partnerships with Amtrak, Greyhound, and neighboring transit service providers to fill the gap in our regional connections.

Identified unmet needs include:

- Additional operating funds to maintain our service to the residents of Benson and surrounding area.
- Additional capital funding for vehicles and bus stops in order to expand our service to outlying areas and fill the need for regional connectivity.
- Additional administrative funds to hire a dispatcher, a pertinent position for our current operating level as well as our goals for expansion.
- Training for all staff in the Transportation Program



At a glance

General Services:

The Bisbee Bus Program is a deviated, flex route transit program serving the community of Bisbee with connecting service to Naco AZ.

Applicant Status:

Local Government

Transportation Funding Sources:

5311, SEAGO AAA

Primary Service Area:

Old Bisbee, Warren, San Jose and Naco area neighborhoods.

Service Days / Hours:

Monday through Friday
5:54 am until 6:40 pm
Saturdays
9:30 am until 4:00 pm

No. of vehicles: 3

No. of vehicles under lien: 3

No. of service sites: 1

Providing transportation services since : 1998

Annual Ridership: 37,057

Contact: :

Corinna Carbajal
City of Bisbee
118 Arizona Street
Bisbee, AZ 85603
520-432-6016
Fax: 520-432-6272
ccarbajal@cityofbisbee.com
www.cityofbisbee.com

THE CITY OF BISBEE BISBEE BUS

The Mission of the City of Bisbee Transit Program is to oversee transit services that benefit the residents of the City of Bisbee and the surrounding area. Its mission also includes providing safe reliable and affordable transportation service which is cost-effective, reduces energy consumption and contributes to the culture and economic betterment of the residents of Bisbee and the surrounding area.

The Bisbee Bus Program is a deviated, flex route transit program serving the community of Bisbee with connecting service to Naco, AZ. It operates six days a week. Riders can request deviations from the route. With a prior days notice the rider can be picked up and dropped off within a mile of the regular route.

The City of Bisbee has contracted with Catholic Community Services to run the day to day operations of the Bisbee Transit Program. The program uses 5311 funds for its deviated flex route service. Additional support to elderly riders and the disabled is received from SEAGO Area Agency on Aging.

Bisbee Bus staff meets quarterly with their Transportation Advisory Council (TAC), City of Douglas's TAC, City of Sierra Vista's TAC, City of Benson's TAC and bi-monthly with the Cochise County Transit/Transportation Coordination group. In order to maintain the Bisbee Bus transit fleet in a State of Good Repair, the City of Bisbee utilizes maintenance and repair services offered in-house, a formal Inter-Governmental Agreement with Cochise County and the City of Sierra Vista, or qualified and certified mechanics for major or warranty repair.

Identified unmet needs include operating funds to continue the existing transit program that serves elderly and disabled riders with reduced cost passes for service between Naco and Bisbee. Funds to expand a fixed route inter-city service to Sierra Vista, capital funds for video monitoring, GPS tracking, and data collection system.

The loss of LTAF II funding is a critical loss in matching funds for federal transit programs.



At a glance

General Services:

Douglas Rides is a deviated fixed route transit service within the City of Douglas

Applicant Status:

Local Government

Primary Service Area:

Within the city limits, Elfrida, and Cochise College, Bisbee

Service Days / Hours:

Monday—Saturday
8:00 a.m. to 5:00 p.m.
Cochise College/Bisbee
Monday—Thursday
6:30 a.m. to 5:30 p.m.

Transportation Funding Sources:

5311, SEAGO AAA, Freeport
McMoran, Cochise College, ACT

No. of vehicles: 7

No. of vehicles on lien: 3

No. of service sites: 1

Annual Ridership: 47,978

Providing Transportation Services since: 2007

Contact:

Carlos De La Torre
City Manager
Alternate Contact:
Ana Urquijo
425 E. 10th St.
Douglas AZ 85607
520-417-7383

ana.urquijo@douglasaz.gov

THE CITY OF DOUGLAS DOUGLAS RIDES

Douglas Rides is a deviated fixed route transit service in the City of Douglas. With service open to the general public, Douglas Rides operates 4 routes with 50+ stops throughout the City.

In addition to general public transportation, Douglas Rides provides the following services:

- ◇ Contracts with Southeastern Arizona Government Organization (SEAGO Area Agency on Aging) to provide transportation to the elderly and the disabled in the following communities:
- ◇ In the City of Douglas, Dial-A-Ride service is provided by the Douglas Rides program, and requires a 24 hour advance notice.
- ◇ Service to Elfrida is provided one day a week, every other week. Elderly and disabled clients are brought to Douglas for grocery shopping, nutrition services, and medical appointments.
- ◇ Through an agreement with Cochise College, students transportation is provided 4 days a week. As well as an inter-city connection to the City of Bisbee.

Identified unmet needs includes:

- ◇ Expanding Inter-city service from Cochise College to Bisbee and possibly Sierra Vista.
- ◇ Operating funds to meet the growth expectations of the existing transit program that serves the elderly and disabled riders with reduced cost passes for services, as well as the growth of the general public transit services.
- ◇ Ridership is consistently increasing and more growth is anticipated through expanded inter-city efforts. As a result, new capital is requested to include a 36 passenger bus and a vehicle lift to support the mechanical repair of existing fleet and maintenance of new fleet.
- ◇ Douglas Rides is in need of planning funds to assist in determining the growth and efficiency of the public transit services.
- ◇ Douglas Rides is seeking funds for bus stop benches, signs and canopies that do not exist in 24 of 38 bus stops. It will also require new management hardware and software as well as a GPS and safety equipment and updated communications equipment.
- ◇ As the program continues to grow, it is imperative that on going training is provided to ensure that drivers and administrative staff are knowledgeable and up to date on training requirements.

The City of Douglas is an active participant in the Coordination efforts by regularly participating in the Cochise County Coordination meetings.



THE CITY OF NOGALES NOGALES RIDES

At a glance

General Services:

The City of Nogales operates **Nogales Rides**, a 5310 transportation program.

Applicant Status:

Local Government

Primary Service Area:

Within the city limits and 1/2 mile past city limits to the north.

Service Days / Hours:

Monday-Friday
8:00—5:00

Transportation Funding

Sources: 5310

No. of vehicles: 4

No. of vehicles on lien: 1

No. of service sites: 1

Annual Ridership: 7,000

Providing Transportation

Services since: 2007

Contact:

Juan Guerra P.E.
777 North Grand Ave.
Nogales, AZ 85621
520-285-5753
Fax: 520-287-2230
jguerra@nogalesaz.gov

Nogales Rides provides clean, safe, reliable and affordable transportation to the elderly and disabled population in the City of Nogales. The program places a high value on absolute integrity, competence and diligence in the performance of its duties. *Nogales Rides* is committed to providing exceptional customer service, and speedy response times in their efforts to meet the needs of all the elderly & special needs clients in the community. There is no fee charged for these services, though a \$1.00 donation is encouraged.

The City of Nogales (*Nogales Rides*) is the only transit program that offers public curbside to curbside services within the City limits.

Nogales Rides coordinates with other agencies within the county whenever it is necessary to get clients to/from their destination. This additional contribution to coordination efforts benefits all county transportation groups by addressing service gaps and organizing training sessions among several agencies. The City of Nogales staff regularly attends the bi-monthly Coordination Meetings.

Identified unmet needs include; training for our program staff, including for the support staff and the drivers and operational funds to continue providing elderly, disabled and low income citizens with a quality transportation service.



THE CITY OF SIERRA VISTA VISTA TRANSIT

At a glance

General Services:

Vista Transit provides fixed route and complimentary transit service.

Applicant Status:

Local Government

Primary Service Area:

City of Sierra Vista / Fort Huachuca

Service Days / Hours:

Monday through Friday
7:00 a.m. to 6:00 p.m.
Saturdays 10:30 am to 6:00 pm

Transportation Funding

Sources: 5307

No. of vehicles: 16

No. of vehicles on lien: 14

No. of service sites: 1

Operating since 1997

Annual Ridership: 158,598

Contact:

Richard Cayer
Operations Manager
City of Sierra Vista
Sierra Vista, AZ 85635
(520) 458-5775
Richard.Cayer@sierravistaaz.gov

The goal of Vista Transit is to provide the safest, most efficient and reliable transportation service in the industry.

Located in Cochise County, Sierra Vista is the area's largest City with nearly 50,000 residents and is adjacent to Fort Huachuca Army Base.

Recently designated as an urbanized area with a continuous population of over 50,000, the City of Sierra Vista, Vista Transit is currently in the process of transitioning from a 5311 to a Section 5307 grant funded system. The program operates seven routes in the City of Sierra Vista to Fort Huachuca. Services operate six days a week and utilize a fleet of 14 vehicles. All routes converge on the central transit station located on Wilcox Drive where passengers can transfer to other routes.

The City of Sierra Vista is a significant participant in the monthly Cochise County Coordination meetings. They host the meetings in their facilities, provide training to regional transit/transportation providers, and provide intergovernmental agreements to cities and organizations that wish to utilize their maintenance and repair facilities.

Identified unmet needs include:

- ◇ Fixed route service south to the Canyon De Flores subdivision , east to Chaparral subdivision and Southwest to 7th Street and Buffalo Soldier Trail.
- ◇ Daily service to and from Fort Huachuca
- ◇ Half-hourly service to North and South Routes 7:00 a.m. to 10:00 a.m. and 3:00 p.m. to 6:00 p.m.



COCHISE COUNTY ASSOCIATION FOR THE HANDICAPPED

Cochise County Association for the Handicapped's (CCAH) mission is to ensure the provision of accessible, high quality, cost effective, community based, and consumer directed residential and vocational programs that meet the needs of people with disabilities.

At a glance

General Services:

Transportation services for people with disabilities.

Applicant Status:

Private, non-profit

Primary Service Area:

Bisbee, Ft. Huachuca, Cochise County, and Southeastern Arizona.

Service Days / Hours:

356 days a year / 24 hours a day for clients

Transportation Funding

Sources: 5310

of vehicles: 16

of vehicles under lien: 5

of Service Sites: 10

Providing transportation

services since: 1962

Annual Ridership: 16,730

Contact:

Luis Ruiz
P.O. Drawer AM
1556 Naco Hwy
Bisbee, AZ 85603
520-432-5771
Fax: 520-432-5947
lruiz@ccahbisbee.org
www.ccahbisbee.org

CCAH is located in Bisbee and utilizes ADOT transportation funds to support contracts with DES Division of Developmental Disabilities (DDD) and the Rehabilitation Services Administration (RSA) in the provision of residential, non vocational day programs and vocational programs. In Partnership with Ability One and the Federal Government, CCAH also supports consumer transportation needs through employment opportunities with the Federal Government.

Federal Contracts include vocational transportation to and within the Fort Huachuca Army Base where CCAH consumers perform base wide grounds maintenance. CCAH also contracts with the Department of Homeland Security providing custodial services to the United States Border Patrol in Bisbee. 5310 programs support these employment opportunities for people with disabilities. CCAH is researching the opportunity of expanding grounds maintenance services to include Mariposa Land Point of Entry in Nogales, AZ.

Specialized transportation provides the consumer access to specialists in Tucson, Phoenix and beyond. Consumers are also able to access work, school, medical, rehabilitation services, educational programs, their families, and the community. Related travel is provided by the person's service plan.

CCAH coordinates and supports other transportation providers by assisting them with their transportation needs and related trainings. The Copper Queen Community Hospital, Women's Transition Project, DDD and RSA providers, mental health entities, The City of Bisbee, and others have realized support from CCAH. CCAH regularly participates in the Coordination Meetings.

Identified needs include, a mini van with ramp to replace older equipment, and operating funds to meet operating expenses.



DOUGLAS ARC

At a glance

General Services:

Providing transportation to individuals with developmental disabilities.

Applicant Status:

Private, non-profit

Primary Service Areas:

Douglas, Bisbee, Double Adobe, McNeal & Elfrida

Service Days / Hours:

365 days a year / 24 hours a day for agency clients

Transportation Funding

Sources: 5310

No. of vehicles: 19

No. of vehicles under lien: 9

No. of service sites: 1

Providing transportation services since: 1958

Annual Ridership: 112,608

Contact:

Gary Clark, Exe. Director.
Alt. Contact: John Vaughn
P.O. Box 252
Douglas, AZ 85608
520-364-7473
Fax: 520-364-2236
douglasarc@theriver.com
www.douglasarc.org

Located in Douglas, a rural community located in southeastern Cochise County, Douglas ARC has been serving the community for the past 56 years. Douglas ARC's mission is to support and involve citizens, with developmental disabilities, in the community. With the variety of programs, participants are guided in their efforts to learn, work, and live without undue restrictions while maintaining their safety and dignity.

With a highly trained staff, participants are guided in daily living activities. Douglas ARC has woven its transportation services into a trans-disciplinary approach with its clients. Using 5310 funds to purchase vehicles, Douglas ARC is able to provide a wide variety of services to consumers. Transportation is provided to appointments, medical care, shopping, and recreational outings.

In addition, a vocational program allows consumers to participate in meaningful employment opportunities. Staff transport participants to and from workplaces using trucks purchased from the past 5316 grant program.

Douglas ARC participates regularly in Transit/Transportation Coordination meetings. Jointly we are able to address transportation gaps and creative means of cost reduction. We are also able to consolidate our training programs, vehicle maintenance and repair. We also work closely with local transit providers when our services can compliment other agency services.

Identified unmet needs include requesting operating funds. These funds will be used to buy vehicle insurance, fuel, vehicle repair and maintenance and staff wages.



At a glance

General Services:

The Douglas Area Food Bank, provides critical nourishment to the elderly and the disabled, to children, and needy families. The food bank increases access to healthy food and teaches nutrition.

Applicant Status:

Private non-profit

Primary Service Area:

Douglas, Pirtleville, McNeal, Elfrida, and the surrounding area.

Service Days / Hours:

Two (2) days a week
7:00 a.m. to 11:00 a.m.

Transportation Funding Sources: None

No. of vehicles: 0

No. of vehicles under lien: 0

No. of Service Sites: 1

Providing

services since: 1979

Contact:

Javier Fimbres
P.O. Box 1546
660 G Avenue
Douglas, AZ 85607
520-364-4170
Javier.fimbres@yahoo.com

Douglas Area Food Bank

The Douglas Area Food Bank serves more than 3,900 residents in the Douglas, Pirtleville, McNeal, and Elfrida area each month. The Food Bank's mission is to provide food for the needy, and to educate the community on good nutrition as well as the prevention and control of chronic disease, especially Diabetes.

This area is very low income, almost 18% of the total population in Douglas uses the Food Bank on a monthly basis.

The Douglas Area Food Bank distributes food from local, regional and national donations, including food from The Emergency Food Assistance Program.

Some of the services provided by the food bank are:

- ◇ Diabetic awareness workshops held monthly for local residents.
- ◇ On-site healthy cooking classes are provided by the University of Arizona during the month, using the food distributed by the Food Bank.
- ◇ Work with SEAGO AAA to provide food boxes to the elderly and disabled in the community.
- ◇ Provide "home bound" service to 42 elderly clients who can not come to the food bank because of their disability.
- ◇ Provide FEMA STORE shopping for those in need of emergency food.
- ◇ Partner with Chiricahua Community Health Center; medical staff provide on site wellness checks to our recipients. They provide blood pressure monitoring, glucose testing, and weight control/measurements.

Douglas Area Food Bank staff will be actively participating in the Coordination Meetings and any training for drivers and support staff, that is available through the program.

Identified unmet need includes a vehicle to transport those elderly and disabled residents who do not have a way to come to the Food Bank to access our services.



EASTER SEALS BLAKE FOUNDATION SAGE Program Graham County

At a glance

General Services:

Easter Seals Blake Foundation serves disabled & disadvantaged individuals and their families throughout Southern Arizona.

Applicant Status:

Private, non-profit

Primary Service Area:

All of Graham county and adjacent areas

Service Days / Hours:

24 hours / 7 days / 365 days

Transportation Funding

Sources: 5310

No. of vehicles: 8

No. of vehicles on lien: 5

No. of service sites: 3

Annual Ridership: 15,174
Providing Transportation

Services since: 1980

Contact:

Cheryl Wilson
527 Main St.
Safford, AZ 85547
928-428-5990
Fax: 928-428-0127

[cwil-](mailto:cwilson@blake.easterseals.com)

son@blake.easterseals.com

www.blakefoundation.easterseals.com

Easter Seals Blake Foundation provides residential, employment, and day program services for individuals with developmental disabilities. Through our SAGE and Community Living Divisions ESBF provides programs to enable individuals with physical and/or intellectual disabilities to reach their maximum potential for independence.

ESBF provides transportation to and from day programs, residential programs, and individual homes. Transportation schedules are based on the need of each individual and therefore, primarily "on demand." In addition to daily errand-related rides, clients are also driven to social and recreational locations. Transportation is also available for vacation use, visits to family and other group excursions to various cultural, historic and tourist sites both within and outside of Arizona.

As Sub Regional Mobility Manager for the SEAGO region, Easter Seals Blake Foundation SAGE is the host for each of the Transit Coordination meetings in the Graham/Greenlee region, and has a Mutual Aid Agreement with Graham County.

In the absence of commercial providers like Greyhound Bus, Easter Seals Blake Foundation is working with local transportation providers to build a network of transportation to outlying areas. Easter Seals Blake Foundation currently supports the San Carlos Apache Tribe in developing and increasing ridership on a route between the reservation and Safford.

Identified unmet needs for the **Graham County** programs include operational funding for the ongoing transportation services, continuation and funding for ongoing Mobility Management and increased transportation for seniors.



EASTER SEALS BLAKE FOUNDATION SAGE Program Greenlee County

At a glance

General Services:

Easter Seals Blake Foundation serves disabled & disadvantaged individuals and their families throughout Southern Arizona.

Applicant Status:

Private, non-profit

Primary Service Area:

All of Greenlee county and adjacent areas

Service Days / Hours:

24 hours / 7 days / 365 days

Transportation Funding

Sources: 5310

No. of vehicles: 3

No. of vehicles on lien: 2

No. of service sites: 2

Annual Ridership: 8,477

Providing Transportation

Services since: 1980

Contact:

Cheryl Wilson

527 Main St.

Safford, AZ 85547

928-428-5990

Fax: 928-428-0127

cwilson@blake.easterseals.com

www.blakefoundation.easterseals.com

Easter Seals Blake Foundation SAGE Division provides residential, employment, and day program services for individuals with developmental disabilities. SAGE provides programs to enable individuals with physical and/or intellectual disabilities to reach their maximum potential for independence.

ESBF/SAGE provides transportation to and from day programs, residential programs, and individual homes. Transportation schedules are based on the need of each individual and therefore, primarily "on demand." In addition to daily errand-related rides, clients are also driven to social and recreational locations. Transportation is also available for vacation use, visits to family and other group excursions to various cultural, historic and tourist sites both within and outside of Arizona.

As Sub Regional Mobility Manager for the SEAGO region, Easter Seals Blake Foundation SAGE is the host for each of the Transit Coordination meetings in the Graham County, and has a Mutual Aid Agreement with Greenlee County.

Easter Seals Blake Foundation provides back up drivers and vehicles to area transit/transportation providers when emergency needs arise.

Identified unmet needs include operation funding for continuing of existing transit programs, continued mobility management funding and transportation for seniors and Veterans..



*Providing Growth, Discovery & Learning
Opportunities for People with Autism*

At a glance

General Services:

Echoing Hope Ranch provides residential services, day programs, and community based in-home habilitation and respite services to people with autism and related developmental disabilities in Hereford, Sierra Vista, Bisbee and surrounding areas.

Applicant Status:

Private, not for profit

Primary Service Areas:

Hereford, Sierra Vista, Bisbee, and Palominas

Service Days / Hours:

365 days a year / 24 hours a day for people being served by the agency or those in need of emergency respite care funded by the Division of Developmental Disabilities.

Transportation Funding

Sources:

DES/Division of Developmental Disabilities (this funding source does not apply to all we serve)

No. of vehicles: 2

No. of vehicles under lien: 0

No. of service sites: 1

Providing transportation services since: 2013

Annual Ridership: 468

Contact:

Marla Guerrero, Exec. Dir.

P.O. Box 4471

Bisbee, AZ 85603

520-366-5275

Fax: 888-959-1007

marla@echoinghoperanch.org

www.echoinghoperanch.org

Echoing Hope Ranch

Conceived as a community of hope, Echoing Hope Ranch (EHR) is a place where people with autism can be productive in a peaceful, supportive environment. Our beautiful ranch is now providing residential and day program and transportation services near the San Pedro River as well as in-home habilitation and respite care in the community. EHR strives to provide homes for adults with autism which focus on continually moving toward a more independent life. Equally important to independence is integration into the local community. EHR will ultimately pair each individual receiving services with either a volunteer or employment opportunity in the community.

Trained staff not only help participants with activities of daily living but continually assess strengths and areas of interest that might be shaped into a volunteer/employment opportunity. Transportation is key to making this approach successful. The ranch is located in rural Cochise County about half-way between Bisbee and Sierra Vista where the majority of employment and volunteer opportunities can be found.

Transportation is also used for medical care, appointments, shopping, recreation, and to transport individuals from town who wish to participate in our day program.

EHR is new in the community and is excited to be participating in the Coordination Meetings since May 2013.

Identified unmet needs include two mini-vans to transport clients to volunteer, for employment, to medical appointments, and to transport clients to and from the day programs. Also needed is training for volunteers and staff in proper program procedures.



GRAHAM COUNTY REHABILITATION CENTER (GCRC)

At a glance

General Services:

Graham County Rehabilitation Center (GCRC) is a non-profit organization serving individuals with developmental disabilities and/or physical limitations living in Graham County

Applicant Status:

Private not-for-profit organization

Primary Service Area:

Graham County

Service Days / Hours:

7 days a week

Transportation Funding

Sources: 5310

No. of vehicles: 10

No. of vehicles under lien: 1

No. of Service Sites:

4 sites plus IDLA homes/apts.

Providing transportation services since: 1968

Annual Ridership: 22,368

Contact:

Pamela Patt
Executive Director
504 W. Main St.
PO Box 870
Safford, AZ. 85548
928-428-7968
admin@grcsafford.org

Graham County Rehabilitation Center (GCRC), promotes the welfare of individuals with developmental disabilities and/or physical limitations by supporting and teaching each individual so they may have the opportunity to reach his/her full potential according to each one's unique abilities; that each person might be an integral part of home, family, and community thereby giving purpose, meaning and dignity to their life.

GCRC, a nonprofit organization, has served individuals with developmental disabilities and/or physical limitations in rural Graham County since 1968. Individuals age 5 to seniors receive support in a variety of programs: Individual Designed Living Arrangements (IDLA) where they learn life skills and are transported to/from the grocery store, doctor, etc.; Adult and Children Day Programs and two supportive work sites where with the help of a job coach they learn job skills to secure local employment while earning a paycheck. Transportation to GCRC's various programs are "on demand" as each schedule is based on the needs of the individual and their families. Since there is no public transportation in Graham County, GCRC collaborates with other programs to provide transportation to social and community events for any individual with developmental disability and/or physical limitations. GCRC's fleet is also part of the Graham County Disaster and Pandemic plan.

GCRC programs are expanding capacity and the "on demand" transportation needs are increasing as a result of serving more individuals who need to get to and from work, grocery stores, school, doctor's appointments, etc.

Unmet transportation needs for GCRC include:

- Replacing an aging fleet
- Additional operating funds to meet growing program demands

GCRC's Executive Director participates in the Graham/Greenlee Transportation Coordination meetings. GCRC has a written "Back-Up Plan, MEMORANDUM OF UNDERSTANDING" with two other agencies providing transportation in Graham County.

GCRC drivers are trained in PASS, CPR, First Aid, Defensive Driving, Behavior Management, giving medication, seizures, lifting and carrying, and in emergency procedures while transporting individuals in vehicles. GCRC has a PASS trainer on staff. At the present time GCRC staff drivers are also job coaches.



HORIZON HUMAN SERVICES

Cochise and Santa Cruz County

At a glance

General Services:

Horizon Human Services is a non-profit 501(c)(3) human service agency licensed by the State of Arizona to provide an array of outpatient, residential, and habilitation services

Applicant Status:

Private, Non-Profit

Primary Service Area:

Sierra Vista and Nogales

Service Days / Hours:

Monday - Friday 7am to 4pm

Transportation Funding

Sources: 5310

No. of vehicles: 4

No. of vehicles on lien: 3

No. of sites: 1 / Sierra Vista

No. of vehicles: 2

No. of vehicles on lien: 2

No. of sites: 1 / Nogales

Providing service since:

1981

Annual Ridership:

Cochise—6,973

Santa Cruz—4,269

Contact:

Marsha Ashcroft
210 E. Cottonwood
Casa Grande, AZ 85122
520 836-1688
mashcroft@horizonhumanservices.org

Horizon Human Services is a non-profit 501(c)(3) human service agency licensed by the State of Arizona to provide an array of outpatient and residential services in Pinal, Gila, and Yuma Counties, as well as habilitation services in the counties of Cochise, Santa Cruz and Maricopa. The Agency's mission is to provide comprehensive human services by applying innovative and best practice techniques to enhance the quality of life of the individuals, families and communities we serve.

Horizon Human Services provides transportation services to registered participants. Services include transport to and from day treatment programs, therapy sessions, doctor's appointments and other miscellaneous purposes.

The individuals served by Horizon in the Sierra Vista and Nogales service area have developmental and physical disabilities and participate in the agency's day treatment program. Community integration is an important element of their treatment in that it allows individuals with developmental disabilities to participate in community events and activities. Transportation for these individuals to and from their home, the agency office, and community events is essential.

Horizon Human Service's staff participate in the bi-monthly Coordination meetings.

Unmet needs include:

- ◇ A replacement wheelchair van for Sierra Vista
- ◇ A 7 passenger mini-van for Nogales.



MARY'S MISSION

At a glance

General Services:

Mary's Mission is a residential treatment facility for male and female adolescents with mental and emotional disabilities.

Applicant Status:

Private/ Non Profit

Primary Service Area:

Graham, Greenlee, Santa Cruz, Pima, Maricopa and Cochise Counties

Service Days/Hours:

Twenty four hours a day
Seven days a week

Transportation Funding Sources:

5310

No. of vehicles: 5

No. of vehicles under lien: 3

No. of service sites: 4

Providing service since: 1996

Annual ridership: 28,000

Contact:

Art Barcelo
345 Taylor St.
Sierra Vista, AZ 85635
(520)-417-2115
(520)-417-2114
abarcelo@marys-mission.com
www.marys-mission.net

Mary's Mission provides therapeutic treatment to children who are mentally and emotionally disabled. Transportation is provided to clients for schooling, medical appointments, counseling and recreational activities.

Regular and ancillary support service provide transportation to Buena High School, Berean Academy, Carmichael Elementary, Joyce Clark Middle School, and Cochise College. Transportation to each school is provided at least twice a day, five days a week during the school year, and occasionally in the summer. Some medical appointments, outings and client transportation take us as far as Tucson, Phoenix, Navajo Nations in the North and occasionally to Southern New Mexico. Recreational outings take clients to Bisbee, Tombstone, Elgin, Tucson and Phoenix, mostly in the summer, but sometimes on weekends. Client transport to and from placement agencies throughout AZ and NM average twice a month. There are no fees charged to our clients for these services.

Staff from Mary's Mission have been regular participants in the Cochise County transit meetings. Discussions and actions regarding cost saving measures, coordination of services and means to better serve all clients continue to prove invaluable to our non-profit agency.

Identified unmet needs include:

- ◇ 12 passenger van to accommodate client transports to our residential child welfare agency in Benson and to our outpatient clinic in Mesa.
- ◇ And \$50,000 in operating funds



At a glance

General Services:

Our purpose is to provide victims of domestic violence and sexual assault short-term emergency housing, transitional housing, transportation, services for residential and non-residential participants, and community outreach services.

Applicant Status:

Private Non-Profit

Primary Service Area:

Graham and Greenlee counties

Service Days / Hours:

365 days a year 24 hours a day for agency clients

Transportation Funding

Sources: 5310

No. of vehicles: 4

No. of vehicles on lien: 3

No. of Service Sites: 3

Providing service since: 1995

Annual Ridership: 1,016

Contact:

Heather Ballard

PO Box 1202

Safford, AZ 85548

928-348-9104

Fax: 928-424-4438

Toll Free 1-888-269-9104

heather@mgsh.net

www.mtgrahamsh.org

MOUNT GRAHAM SAFE HOUSE

Since 1995 The Mount Graham Safe House has provided crisis intervention, assessment, advocacy and referral as needed, conducted in a safe, secure and confidential environment. It is the only facility of its kind in Graham county.

MGSHP provides advocacy, emergency housing, transitional housing, clothing, food, school supplies, furniture, local transportation, self help groups, parenting classes, job skills classes and a children's domestic violence education program to both resident and non-resident clients. MGSHP Battered Immigrant Women Coordinator organizes local agencies to provide training on the issues battered immigrant women face.

Mount Graham Safe House provides transportation to and from the Safe House for job services, medical appointments, counseling, legal services and other needs.

Coordination efforts include regular attendance at The Graham / Greenlee coordination meetings.

Identified unmet needs include:

- ◇ Operating funds to support the existing transportation program for disabled and elderly clients.
- ◇ A 4 X 4 vehicle to address rural transit needs.
- ◇ Replacement vehicles for our aging fleet.



At a glance

General Services:

NCCH is a comprehensive healthcare system that serves Northern Cochise County as well as Southern Graham County in Southeast Arizona.

Applicant Status:

Private/Non-Profit

Service Days / Hours:

Monday—Friday
7:00am until 3:00pm

Primary Service Areas:

Cochise County service area covers Willcox area north to the county line, South to Sunsites / Pearce, West to Cochise and East to Bowie/San Simon

Transportation Funding

Sources: 5310, SEAGO AAA

No. of vehicles: 7

No. of vehicles under lien: 2

Number of Service Sites: 1

Providing transportation services since: 2009

Annual Ridership: 10,096

Contact:

Chris Donahue
901 W. Rex Allen Dr.
Willcox, AZ 85643
520-384-3541 ext. 304
Fax: 520-384-4553
cdonahue@ncch.com
www.ncch.com

NORTHERN COCHISE COMMUNITY HOSPITAL, INC.

Northern Cochise Community Hospital is comprised of Northern Cochise Nursing Home, Sulphur Springs Medical Center and Sunsites Medical Center. Their mission is to provide for the healthcare needs of the greater Willcox community and Southeastern Arizona. Their vision is to be the community's first choice in health care provision and their progressive outlook can be seen in the personal care that our patients receive.

NCCH in conjunction with the city of Willcox, has opened a senior learning center and the hospital has a senior behavioral health clinic. With the addition of these programs it is clear that transportation services need to be augmented. The Hospital receives funding from the SEAGO Area Agency on Aging for transportation needs of the elderly.

Transportation is provided on a demand-response basis. No fares are charged, however; donations are accepted. The program operates Monday through Friday from 7:00 a.m. until 3:00 p.m.

NCCH staff participate in monthly Cochise County Transit Coordination meetings. They coordinate with Graham, Greenlee, and other Cochise county providers to assure senior and disabled riders are able to get to their destinations in these rural areas. NCCH utilizes driver training programs available through other agencies, as well.

FY 11-12 ridership increased 40%. Use of the service continues to increase and is trending 20% over FY 11-12 ridership.

Identified unmet needs are operating funds to meet the operating expenses for the upcoming year.

PINAL HISPANIC COUNCIL



BEHAVIORAL HEALTH SERVICES

PINAL HISPANIC COUNCIL COCHISE AND SANTA CRUZ COUNTIES

At a glance

General Services:

Pinal Hispanic Council is a non-profit 501 (c) (3) behavioral health agency licensed by the State of Arizona to provide an array of outpatient services.

Applicant Status:

Private, Non-Profit

Primary Service Area:

Nogales, Rio Rico, Douglas and Elfrida

Service Days / Hours:

Monday –Friday
8:00 a.m. to 5:00 p.m.

Transportation Funding Sources:**No. of vehicles:**

Nogales : 2
Douglas : 2

No. of vehicles under lien: 0

No. of Service Sites: 2

Providing service since:
1990

Annual Ridership: 12,000

Contact:

Tanya Cruz
519 North Main Street
Eloy, Arizona 85131
520-466-0921
TCruz@pinalhispaniccouncil.org

Pinal Hispanic Council is a non-profit 501 (c)(3) behavioral health agency licensed by the State of Arizona to provide an array of outpatient services in Pinal, Santa Cruz, and Cochise Counties. Pinal Hispanic Council has been in operation for over twenty years.

Pinal Hispanic Council serves serious mentally ill individuals, elderly, families, children, and adults receiving various types of counseling services in the Douglas, Elfrida, and Nogales, Rio Rico area. Pinal Hispanic Council provides transportation services to its members to maximize the treatment services we offer by allowing the members to consistently keep vital appointments for their well being. By assisting them with daily, weekly, bi-weekly, or monthly transportation the agency assures their mental well being is secure.

Unmet needs include vehicles to enable transportation services to Rio Rico and Elfrida.



SANTA CRUZ COUNCIL ON AGING

At a glance

General Services:

The Santa Cruz Council on Aging provides congregate meals, home delivered meals and transportation to senior citizens aged 60 and disabled citizens.

Applicant Status:

Private/Non-Profit Organization

Primary Service Area:

Nogales, Rio Rico, Patagonia and Tubac

Service Days / Hours:

Monday through Friday
8 am to 4 pm

Transportation Funding

Sources: 5310, SEAGO AAA

No. of Vehicles: 3

No. of Vehicles under lien: 0

No. of Service Sites: 4

Providing transportation services since: 1972

Annual Ridership: 21,560

Contact:

Jesus Kataura, E.D.
125 East Madison St.
Nogales, AZ 85621
520-287-7422
520-287-6445 (Fax)
jkataura@qwestoffice.net

The Santa Cruz Council on Aging Inc. (SCCOA) is a 501 (c) (3) nonprofit organization located in Nogales, Arizona.

The mission of the Santa Cruz Council on Aging is to improve the quality of life for the elderly community, the senior citizens and disabled persons we serve, through congregate meals, home delivered meals, transportation and referral for social and health services in Nogales, Rio Rico, Tubac and Patagonia.

SCCOA provides congregate meals, home delivered meals and transportation to citizens aged 60 and older, many of whom live in low income, rural and isolated circumstances. SCCOA services are sometimes the only opportunities some of these citizens have for personal interaction and provide valuable social benefits. SCCOA has been providing these services since 1972; with paid and volunteer staff.

The transportation of congregate meals, home delivered meals and the transportation of senior citizens to congregate meals is the only option available to seniors and disabled persons in this area.

SCCOA staff regularly attend the bi-monthly Transit Coordination meetings which are held in Nogales, Arizona, and have participated in the coordination efforts with other organizations in Santa Cruz County.

Identified unmet needs include funding to replace a 1996 van with over 100,000 miles and operating funds to help in the continuation of services.



SANTA CRUZ TRAINING PROGRAMS, Inc.

At a glance

General Services:

Santa Cruz Training Programs, Inc. (SCTP) provides training, rehabilitation, employment, home and community based services, residential services and support for people with disabilities.

Applicant Status:

Private non-profit

Primary Service Area:

Santa Cruz County

Service Days/Hours:

24 hours a day/7 days a week as needed.

Transportation Funding

Sources: 5310

No. of vehicles: 14

No. of vehicles under lien: 5

No. of service Sites: 1

Providing transportation

service since: 1968

Annual Ridership: 80,000

Contact:

Marina Galhouse, E.D.
70 E. La Castellana Drive
Nogales, AZ 85621
520-287-2043, ext. 14
Fax 520-287-4437
marina.galhouse@gmail.com

The Mission of Santa Cruz Training Programs, Inc. (SCTP), is working in partnership with others in the community, to provide necessary training and support for people with disabilities. Members develop a vision for their future as they learn to participate and contribute to their community. Participants learn to exercise more control over their lives, to establish and maintain relationships, and to practice self-respect, acceptance, and personal safety.

Transportation is provided to members in Employment Services which delivers grounds keeping services through several local contracts. Members also prepare and serve food & pastries in SCTP's La Castellana Café. In addition, Café products are also delivered throughout the community. Transportation is also made available to eight (8) residential clients in two group homes to participate in recreational activities, for doctor appointments and therapy as needed 24/7. The Day Treatment and Training for Adults program (DTTA), offers transportation to clients so they may participate in activities during the week, such as trips to provide volunteer work or for physical and recreational purposes. A third group home is being prepared for four (4) members. They will need another vehicle in 2014-2015.

The majority of SCTP consumers are low income and many live outside the Nogales city limits (Rio Rico and Patagonia Road areas) and require transportation to and from their jobs.

SCTP is committed to participating in coordination efforts with other agencies in the Santa Cruz County region. Staff members regularly attend Transit Coordination meetings scheduled bi-monthly. SCTP also shares vehicles with other agencies when emergencies arise or when appointments or special events are scheduled.

Identified unmet needs include:

- Cutaway w/lift with vinyl seats, no carpet (to replace sedan) due to increased number of members in wheelchairs.
- One 12 passenger maxi van w/o lift, vinyl seats, no carpet to replace 2001 van with 113,525 miles.
- Operational Funding for existing programs.
- Local training opportunities for administrative staff and drivers.



At a glance

General Services:

The Senior Citizens of Patagonia provides services to seniors (60+) and handicapped citizens.

Applicant Status:

Private, non-profit

Primary Service Area:

Patagonia, Sonoita, Elgin and Canello

Service Days / Hours:

Monday through Friday
7 am to 7 pm and as needed
when possible
Saturday and Sunday
As needed

Transportation Funding

Sources: 5310, 5317

No. of vehicles: 2

No. of vehicles under lien: 2

No. of Service Sites: 1

Providing transportation

Services since: 1992

Annual Ridership: 1440

Contact:

Erika Miller
P.O. Box 1121
Patagonia, AZ 85621
520-394-2494
Fax: 520-394-2494
rmohnstad@yahoo.com

SENIOR CITIZENS of PATAGONIA

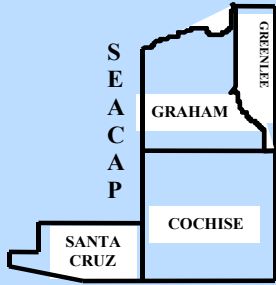
The Senior Citizens of Patagonia, Inc., is a 501 c(3) non-profit organization located in Patagonia, AZ. The mission of the Senior Citizens of Patagonia, Inc., is to serve and support senior citizens and disabled persons of any age who live in the Patagonia, Sonoita, Elgin and Canello areas through assistance with transportation, nutrition, health, education and social services. The Center provides a location for congregate meals and social events. The Center also administers grants for dental work.

The transit program has been in place since 1992, and is sustained by a volunteer transportation director, 14 volunteer drivers and one paid, part time dispatcher. The service area is defined by the northern, eastern, southern county lines, and by a north south line running through mile marker 12 on Arizona highway 82. Clients are taken anywhere within a one hundred mile radius of Patagonia, excluding Mexico.

This transportation service is the only non-commercial option available to seniors and medically disabled in this area. Most of the service is performed between 7:00 am and 7:00 pm, M-F. However because volunteer drivers are the base of our staffing, most transportation needs can be met with planning. Services are only limited by the ability to secure a volunteer driver.

Patagonia Senior Citizen staff members participate regularly in Transit Coordination meetings held in Nogales and fully appreciate the information shared at these gatherings in terms of cost savings and service enhancement.

Identified unmet needs include operating funds to support the existing transportation program, a web based dispatch scheduling software, a training program for volunteer drivers and assistance in marketing the program.



At a glance

General Services:

This service provides transportation to elderly and/or disabled individuals or families living in Graham and Greenlee Counties.

Applicant Status:

Private, Non-Profit

Primary Service Area:

Graham and Greenlee County

Service Days / Hours:

Clifton 9 to 1 pm M, T, W, F
8 to 5 pm on Thurs.

Safford - 8 to 12:30/ 1:30 to 5:00 M– F

Duncan 10:00 to 2:00 pm
M, T, Th
8 to 5 pm on Wed.

Transportation Funding

Sources: 5310, SEAGO AAA

No. of vehicles: 4

No. of vehicles under lien: 3

No. of Service Sites: 3

Providing service since:
1978

Annual Ridership: 10,273

Contact:

Deborah Kroegel
283 West 5th Street
Safford, AZ 85546
928-428-8005

seacapdk@qwestoffice.net

SEACAP

Graham and Greenlee County

SouthEastern Arizona Community Action Program, Inc. (SEACAP) mission is "To assist families in the movement, transition and achievement of self-sufficiency".

SEACAP's transportation program covers Graham and Greenlee Counties, SEACAP is the only transportation available. While there are limited taxis, or public transit systems available in these very rural areas, these services are vital to these communities.

Vans, which are ADA accessible, are utilized to provide services to congregate meal sites, doctor visits, renal units for dialysis treatment, grocery shopping, paying bills, work sites and local DES. Transportation is also available to disabled students to attend the local Community College. These services are provided free of charge, but a donation box is available for those clients who wish to contribute to the program.

The number of individuals participating in our transportation program in the Graham County area at this time consists of 178 clients. A van serving this area is a 2011 cutaway with a lift. The Greenlee County area program consists of 166 clients. The 2 vans serving this area are 2013 Ford Cutaway vans with lifts. Due to our current funding restrictions, we have had to limit the number of Greenlee service hours.

SEACAP attends the coordination meetings and maintains a relationship with other regional agencies to address common transportation issues.

Unmet needs include operating funds to meet the demands of the program; rising cost of fuel, part time driver.



THE WOMEN'S TRANSITION PROJECT

(formerly the Renaissance House)

At a glance

General Services:

The Women's **Transition** Project is a resident substance abuse treatment program for homeless women with mental, physical, behavioral and emotional disabilities.

Applicant Status:

Private / Non-Profit

Primary Service Area:

Bisbee and Cochise County

Service Days / Hours:

7 days a week
24 hours a day
For agency clients

Transportation Funding

Sources: 5310, 5316 & 5317

No. of vehicles: 2

No. of vehicles on lien: 0

No. of service sites: 5

Providing service since:

2001

Annual Ridership: 931

Contact:

Mary Jo Silcox, CEO
2475 N. Jackrabbit
Tucson, AZ 85745
520-882-5608 X1041
Fax: 520-882-5676
msilcox@compasshc.org
www.compasshc.org

The Women's' Transition Project is a residential behavioral health facility that serves homeless women in recovery from drug and alcohol dependence, victims of domestic violence, women getting out of jail or prison, women with mental illness, and women who are working to reunite their families.

The transition project provides residents food, shelter, clothing, transportation, and childcare while offering a comprehensive array of services, treatment, and vocational training.

The organization utilizes 5310 funding to purchase vehicles and 5317 funding to support transportation among its disabled client base. Staff provide transportation to medical appointments, shopping, and treatment and social service providers. In addition, the WTP provides transportation for clients to and from places of employment including Southwest Skies furniture manufacturing company, owned and operated by the WPT, located in Bisbee.

WTP staff are active in bi-monthly Transportation/Transit Coordination meetings.

Identified unmet needs include a vehicle to transport ADA clients to and from their vocational employment, transportation to medical appointments, shopping, and treatment and social service providers. Vehicle would be a shared entity for other agencies within the surrounding areas with ADA clients.



Town of HUACHUCA CITY

At a glance

General Services:

Provides trips into Sierra Vista for medical appointments, and shopping for the elderly and low income citizens and those with disabilities.

Applicant Status:

Local Government

Primary Service Area:

Huachuca City with service to Sierra Vista

Service Days / Hours:

Monday through Friday
6 ½ to 7 hours daily

Transportation Funding

Sources: 5310, 5317

No. of vehicles: 3

No. of vehicles under lien: 1

Number of Service Sites: 1

Providing transportation
Services since: 2004

Annual Ridership: 1,200

Contact:

Kelly Ferguson
500 N. Gonzales Blvd.
Huachuca City, AZ 85616
520-456-1063
kferguson@huachucacityaz.gov

With a population of just under 2,000, Huachuca City is located approximately 10 miles from Sierra Vista and Ft. Huachuca. Over 51% of the city's residents are elderly and/or disabled individuals who have no means of transportation other than what is provided by The Town of Huachuca City.

While transportation services are provided primarily to the elderly and disabled, low income residents are invited to use the service as well. The program provides regular trips to Sierra Vista for grocery and general shopping, medical appointments, and connections to the Vista Transit program. The program also transports riders to the City Senior Center for daily meals and activities.

Drivers are generally trained volunteers and administrative and operations staff often hold other job titles within the City. Huachuca City staff regularly participate in the bi-monthly Cochise County Coordination meeting

Using 5310 funds for vehicle acquisition and 5317 funds to support operations above and beyond the ADA requirements, the Huachuca City transportation program is a much utilized program with significant growth potential.

Identified unmet needs include:

- ◇ Increase service area to include the neighboring community of Whetstone
- ◇ Operational funds
- ◇ Vehicle to replace (2003) high mileage vehicle
- ◇ 15 passenger vehicle for service area increase



Sierra Vista Volunteer Interfaith Caregiver Program (VICaP)

General Services:

VICaP provides vital transportation services for elderly people with disabilities and home bound residents in Cochise County's rural communities.

Applicant Status:

Private / Non-Profit

Primary Service Area:

Palominas, Hereford, Sierra Vista, Huachuca City, Whetstone and Benson.

Service Days / Hours:

Monday thru Friday
6:00 am to 6:00 pm

Transportation Funding Sources:

No. of vehicles: 0

No. of vehicles on lien: 0

No. of service sites: 1

Providing service since:
1994

Annual Ridership: 2,640

Contact:

Cindy Fulbright
300 El Camino Real
Sierra Vista, AZ 85635
(520) 459-8146
vicap-sv@qwestoffice.net

Volunteer Interfaith Caregiver Program (VICaP) is a [501(c) (3)] non-profit organization, housed in Sierra Vista, that provides vital transportation services for elderly, people with disabilities, and home-bound residents. Services offered by VICaP are provided almost exclusively by volunteers, most volunteers come from local religious groups, community-based organizations and local businesses. It is VICaP's mission to help our neighbors continue to live independently and maintain their quality of life.

In 2013 more than 50 highly trained volunteers provided transportation services to people in need of VICaP's specialized services. Approximately half of the volunteers are able to accommodate collapsible wheelchairs. In total, volunteers spent 3,608 hours, traveling 48,059 miles in their personal vehicles in order to provide vital transportation services to the community's most vulnerable people. Monthly, VICaP receives as many as 200 calls for service, often more than it is capable of handling.

VICaP participates in coordination efforts with other agencies, local health care providers and care facilities to ensure the needs of the clients are being met. VICaP regularly participates in the Cochise County Coordination meetings.

Identified unmet needs include operating funds to provide support in the form of vouchers that will assist VICaP's many volunteers with fuel and maintenance of their personal vehicles which are used to provide daily services and a training program for volunteer drivers.



Wellness Connection (formerly SEACRS)

At a glance

General Services:

Peer-led support and rehabilitation programs serving adults with mental health disabilities. Transportation services include trips to scheduled medical appointments, and to employment-related and program-sponsored social and educational activities.

Applicant Status:

Private/Non-Profit 501 (c) 3, under corporate auspices of SEACRS, Inc.

Primary Service Area:

Cochise County region including Sierra Vista, Douglas, Bisbee, Benson and surrounding communities.

Service Days / Hours:

M-F, and some Saturdays
8:30 am to 4:00 pm

Providing service since: 2002

Transportation Funding

Sources: 5310

No. of vehicles: 3

No. of vehicles on lien: 0

Number of service sites: 2
(1-Sierra Vista, 1-Mobile)

Annual Ridership: 7,800/ yr

Contact:

Scott Rein
1201 East Fry Blvd. Suite 5
Sierra Vista, AZ 85635
(520) 452-0080
Toll Free: 888-459-2624
scott@seacrs.com

The Comfort Zone Wellness Center is located in Sierra Vista, and operates under Southeastern Arizona Consumer-Run Services, Inc. (SEACRS). SEACRS is a non-profit 501 (C) 3 organization, serving adults with mental health disabilities, including members with co-occurring developmental, physical or substance use related disabilities. SEACRS also features a mobile outreach service for smaller outlying communities within regions served. Currently, SEACRS's wellness programs serve individuals enrolled in the AZ public behavioral health system of care (Cenpatco). U.S. Veterans, Vocational Rehabilitation clients, and Bridgeway/ALTCS members.

Services provided through the Comfort Zone program are delivered on a 1:1 basis or within groups, led by peers who themselves are living in recovery with mental health and/or substance use disorders. Programs provide members opportunities to enhance their mental health and wellness, achieve goals for personal growth, and increase their ability to live as independently as possible in the community. Services include peer support, health groups, life skills, pre-vocational training, job coaching and transportation assistance.

The CZ Program staff work in close collaboration with other local agencies to ensure transportation and other needs of our members are met. CZ staff participate in the bi-monthly Coordination meetings.

All staff providing transportation services are required to complete PASS driver training, CPR & First Aid, and recently implemented START Training. They have also received training in psycho-social rehabilitation and peer support.

Unmet needs include two mini vans and operating funds to support the maintenance of our existing transportation services which are stretched thin, to increase our capacity to extend transportation service hours and serve more riders (including after hours and weekends). Our older, larger vehicles are becoming increasingly costly to maintain, due to higher fuel costs and more frequent repairs.



At a glance

General Services:

Peer-led support and rehabilitation programs serving adults with mental health disabilities. Transportation services include trips to scheduled medical appointments, and to employment-related and program-sponsored social and educational activities.

Applicant Status:

Private/Non-Profit 501 (C) 3, under the auspices of SEACRS, Inc.

Primary Service Area:

Gila Valley region including Pima, Thatcher, Safford, Artesia and Solomon communities. Also includes outreach to Greenlee County.

Service Days/Hours:

Monday-Friday, and some Saturdays
8:30 am to 4:00 pm

Providing Service since: 2002

Transportation Funding

Sources: 5310

No. of vehicles: 2

No. of vehicles under lien: 0

No. of service sites: 1

Annual Ridership: 6,600/ yr

Contact:

Scott Rein
1201 E. Fry Blvd. #5
Sierra Vista, AZ 85635
520-452-0080
Toll Free: 855-300-1207
scottr@seacrs.com

Wellness Connection

(formerly SEACRS-ORE Program)

The Gila Valley Opportunity for Recovery Empowerment Program (ORE) is a wellness center operating under Southeastern Arizona Consumer-Run Services, Inc. (SEACRS). SEACRS is a non-profit 501 (C) 3 organization, serving adults with mental health disabilities, including members with co-occurring developmental, physical or substance use related disabilities, including members with co-occurring developmental, physical or substance use related disabilities. SEACRS also features a mobile outreach service to the outlying communities within regions served. Currently, SEACRS' wellness programs serve individuals enrolled in the public behavioral health system of care (Cenpatico), Veterans, Vocational Rehabilitation clients, and Bridgeway/ALTCS members.

Services provided through the ORE Program are delivered on a 1:1 basis or within groups led by peers who themselves are living in recovery with mental health and/or substance use disorders. Programs provide members opportunities to enhance their mental health and wellness, achieve goals for personal growth, and increase their ability to live as independently as possible in the community. Services include peer support, health groups, life skills, pre-vocational training, job coaching and transportation assistance.

The Gila Valley ORE Program staff work in close collaboration with other local agencies to ensure transportation and other needs of our members are met. Program staff also participate in the bi-monthly Coordination Meetings.

All staff providing transportation services are required to complete PASS driver training, CPR & First Aid, and recently implemented START Training.

Unmet needs include a pick-up truck for our consumer-run appliance rehabilitation and job training program. Operating funds are needed to support the maintenance of our existing transportation services which are stretched thin, and increase our capacity to serve more riders, including after hours and on week-ends.

COCHISE COUNTY FEDERAL FUNDING NEEDS ESTIMATES

	2012	2013	2014	2015	2016	2017	Total
5310	\$ 108,389	\$ 189,500	\$ 549,650	\$ 578,825	\$ 577,725	\$ 635,496	\$ 2,639,585
5311	\$ 2,160,695	\$ 2,359,964	\$ 3,027,002	\$ 2,803,209	\$ 1,625,562	\$ 1,788,118	\$ 13,764,550
5316	\$ 141,111	\$	\$	\$	\$	\$	\$ 141,111
5317	\$ 64,450	\$	\$	\$	\$	\$	\$ 64,450
RMM	\$ 75,000	\$ 115,000	\$ 125,000	\$ 130,000	\$ 140,000	\$ 153,000	\$ 738,000
	\$ 2,549,645	\$ 2,664,464	\$ 3,701,652	\$ 3,512,034	\$ 2,343,287	\$ 2,576,614	\$ 17,347,696

Cochise County

- 18 Transportation/Transit organizations participate in Transit/Transportation Coordination and apply for FTA funding.
- 2 of these applied to the 5310 program in FY 13/14 and previous years.
- 4 of these apply to the 5311 program in FY 13/14 and previous years.
- 4 of these applied to the 5316 program in FY 12/13 and previous years.
- 4 of these applied to the 5317 program in FY 12/13 and previous years.

GRAHAM / GREENLEE COUNTIES FEDERAL FUNDING NEEDS ESTIMATES

	5310	MM	5316	5317	Total
2012	\$ 153,796.00	\$ 74,679.00	\$ 106,401.00	\$ 47,341.00	\$ 382,217.00
2013	\$ 422,112.00	\$ 68,822.00	\$ 0	\$ 0	\$ 490,934.00
2014	\$ 456,555.00	\$ 72,552.00	\$ 0	\$ 0	\$ 529,107.00
2015	\$ 436,652.00	\$ 76,488.00	\$ 0	\$ 0	\$ 513,140.00
2016	\$ 521,574.00	\$ 80,313.00	\$ 0	\$ 0	\$ 601,887.00
2017	\$ 573,731.00	\$ 88,344.00	\$ 0	\$ 0	\$ 662,075.00
	\$ 2,564,420.00	\$ 461,198.00	\$ 106,401.00	\$ 47,341.00	\$ 3,239,548.00

Graham & Greenlee Counties

- 6 Transportation/Transit organizations participate in Transit/Transportation Coordination and apply for FTA funding.
- 3 of these applied to the 5310 program in FY 13/14 and previous years.
- 1 of these applied for Mobility Management in FY 13/14 and previous years.
- 4 of these apply to the 5316 program in FY 12/13 and previous years.
- 2 of these apply to the 5317 program in FY 12/13 and previous years.

SANTA CRUZ COUNTY FEDERAL FUNDING NEEDS ESTIMATES

	5310	5311	5316	5317	Total
2012	\$ 163,893.00	\$ 0	\$ 95,917.00	\$ 222,226.00	\$ 482,036.00
2013	\$ 402,932.00	\$ 0	\$ 0	\$ 0	\$ 402,932.00
2014	\$ 444,205.00	\$ 0	\$ 0	\$ 0	\$ 444,205.00
2015	\$ 510,826.00	\$ 0	\$ 0	\$ 0	\$ 510,826.00
2016	\$ 656,006.00	\$ 0	\$ 0	\$ 0	\$ 656,006.00
2017	\$ 721,607.00	\$ 0	\$ 0	\$ 0	\$ 721,607.00
	\$ 2,899,469.00	\$ 0	\$ 95,917.00	\$ 222,226.00	\$ 3,217,612.00

Santa Cruz County

- 6 Transportation/Transit organizations participate in Transit/Transportation Coordination and apply for FTA funding.
- 2 of these apply to the 5310 program in FY 13/14 and previous years.
- 0 of these apply to the 5311 program in FY 13/14 and previous years.
- 2 of these apply to the 5316 program in FY 12/13 and previous years.
- 3 of these apply to the 5317 program in FY 12/13 and previous years.

Attachment A



SEAGO Region FY14 Provider Listing

SEAGO REGION TRANSIT SERVICE PROVIDER LISTING

April, 2014

5311 Providers	General Public	Elderly/ Disabled	Health-care	Behavioral Health	Residential Treatment	Domestic Violence Children	Applicant Status	Service Area	Service Sites	Service Days Hours	Funding Sources	Number of Vehicles	On Lien	Annual Ridership	Providing Service Since	Contact Person
City of Benson Benson Area Transit	X						Local Gov't	Benson area	1	Mon-Fri 8:00 a.m to 4:00 p.m.	5311, SEAGO AAA	4	3	15,938	2010	Cheri Shull 120 West 6th Street Benson, AZ 85602 520-720-6323 cshull@cityofbenson.com
City of Bisbee Bisbee Bus	X						Local Gov't	Bisbee & Surrounding Area	1	6:00 a.m to 6:15 p.m. Sat 9:00 to	5311, SEAGO AAA	3	3	37,057	1998	Corinna Carbajal 118 Arizona Street Bisbee, AZ 85603 520-432-6016 ccarbajal@cityofbisbee.com
City of Douglas Douglas Rides	X						Local Gov't	Douglas & Surrounding Area	1	Mon-Sat 8:00 a.m to 5:00 p.m.	5311, SEAGO AAA	7	3	47,978	2007	Humberto Rivera 425 10th Street Douglas, AZ 85607 520-364-4474 humberto.rivera@douglasaz.gov
City of Sierra Vista Vista Transit	X						Local Gov't	S.V. & Fort Huachuca	1	M-F 7 to 6 Sat 10:30 to 6:00	5311	16	14	158,598	1997	Richard Cayer 2050 E. Willcox Sierra Vista, AZ 85635 520-458-5775 Richard.Cayer@sierravistaaz.gov
Total Vehicles												30				
Total Vehicles on ADOT Lien													23			
Total Annual Ridership 5311 Program														259,571		
5310 Providers	General Public	Elderly/ Disabled	Develop. Disability	Behavioral Health	Healthcare	Domestic Violence Children	Applicant Status	Service Area	Service Sites	Service Days Hours	Funding Sources	Number of Vehicles	On Lien	Annual Ridership	Service Since	Contact Person
All the Kings Horses Children's Ranch						X	Private Non Profit	Pima and Cochise County	1	24 hours 365 days					2000	Ana Lucore 543 S. Grapevine Benson, AZ 85602 9793 hisranch@qwestoffice.net 520-730-
CCS-SEAZ Domestic Violence Shelter/ Parent Aide Program						X	Private Non Profit	Cochise, Santa Cruz	3	24 hours 365 days	5310	3	1	1,500	1976	Troy Lopes Hwy 90 Sierra Vista, AZ 85635 520-458-4203 troyl@ccs-seaz.org 6049 E.
City of Nogales Nogales Rides		X					Local Gov't	Nogales Area	1	Mon-Fri 8:30 a.m to 4:30 p.m.	5310	4	1	7,000	2007	Juan Guerra, P.E. 777 North Grand Nogales, AZ 85621 520-285-5753 jguerra@nogalesaz.gov
Cochise County Association For The Handicapped			X				Private Non Profit	Cochise County and SE Az.	10	24 hours 365 days	5310	16	5	16,730	1962	Luis Ruiz 1556 Naco Hwy Bisbee, AZ 85603 520-432-5947 lruiz@ccahbisbee.org
Douglas ARC			X				Private Non Profit	Douglas and Surrounding Area	1	24 hours 365 days	5310	19	9	112,608	1958	Gary Clark 610 E. 9th Street Douglas, AZ 85607 520-364-7473 douglasarc@theriver.com
Douglas Area Food Bank		X					Private Non Profit	Douglas and Surrounding Area	1	2 days a week 7:00 a.m. - 11:00 a.m.					1979	Javier Fimbres 660 G. Avenue Douglas, AZ 85607 520-364-4170 Javier.Fimbres@yahoo.com

SEAGO REGION TRANSIT SERVICE PROVIDER LISTING

April, 2014

5310 Providers (Continued)	General Public	Elderly/ Disabled	Develop. Disability	Behavioral Health	Healthcare	Domestic Violence Children	Applicant Status	Service Area	Service Sites	Service Days Hours	Funding Sources	Number of Vehicles	On Lien	Annual Ridership	Service Since	Contact Person
Easter Seals Blake Foundation Graham County			X				Private Non Profit	Graham County	3	24 hours 365 days	5310	8	5	15,174	1980	Cheryl Wilson 527 Main Street Safford, AZ 85547 928-428-5990 cwilson@blake.easterseals.com
Easter Seals Blake Foundation Greenlee County			X				Private Non Profit	Greenlee County	2	24 hours 365 days	5310	3	2	8,477	1980	Cheryl Wilson 527 Main Street Safford, AZ 85547 928-428-5990 cwilson@blake.easterseals.com
Easter Seals Blake Foundation Santa Cruz County			X				Private Non Profit	Santa Cruz County	3	24 hours 365 days	5310	2	1	5,840	1998	Pam Rycek 7764 E. Broadway Suite D200 Tucson, AZ 85710 520-792-2636 prycek@blake.easterseals.com
Echoing Hope Ranch			X				Private Non Profit	Cochise County Areas	1	24 hours 365 days		2	0	468	2013	Marla Guerrero Exec. Dir. P.O. Box 4471 Bisbee, AZ 85603 520-366-1007 info@echoinghoperanch.org
Graham County Rehabilitation Center			X				Private Non Profit	Graham County	4	24 hours 365 days	5310	10	1	22,368	1968	Pamela Patt 502 W. Main Street Safford, AZ 85548 928-428-7968 admin@grcsafford.org
Horizon Human Services			X				Private Non Profit	Sierra Vista and Nogales	2	Mon-Fri 7:00 a.m to 4:00 p.m.	5310	6	5	11,242	1981	Marsha Ashcroft 210 E. Cottonwood Casa Grande, AZ 85122 520-836-1688 mashcroft@horizonhumanservices.org
Mary's Mission				X			Private Non Profit	Greenlee, Santa Cruz, Pima, Maricopa,	4	24 hours 365 days	5310	5	3	28,000	1996	Art Barcelo 345 Taylor Sierra Vista, AZ 85635 520-417-2115 abarcelo@marys-mission.com
Mount Graham Safe House						X	Private Non Profit	Graham and Greenlee	3	24 hours 365 days	5310	3	3	1,016	1995	Heather Ballard P.O. Box 1202 Safford, AZ 85548 928-348-9104 heather@mgsh.net
Northern Cochise Community Hospital					X		Private Non Profit	Cochise and Graham	1	Mon-Fri 7:00 a.m to 3:00 p.m.	5310, SEAGO AAA	7	2	10,096	2009	Chris Donahue 901 W. Rex Allen Willcox, AZ 85643 520-384-3541 cdonahue@ncch.com
Pinal Hispanic Council				X			Private Non Profit	Cochise, and Santa Cruz	2	Monday - Friday 8:00 a.m to 5:00		4	0	12,000	1990	Tanya Cruz 519 North Main Street Eloy, AZ 85131 520-466-0921 Tcruz@pinalhispaniccouncil.org
Santa Cruz Council on Aging		X					Private Non Profit	Nogales Rio Rico Patagonia and Tubac	4	Mon-Fri 8:00 a.m to 4:00 p.m.	5310, SEAGO AAA	7	0	21,560	1972	Jesus Kataura 125 East Madison Nogales, AZ 85621 520-287-7422 jkatura@qwestoffice.net
Santa Cruz Training Program			X				Private Non Profit	Santa Cruz County	1	24 hours 365 days	5310	14	5	80,000	1968	Marina Galhouse 70 E. La Castellana Nogales, AZ 85621 520-287-2043 marina.galhouse@gmail.com
Senior Citizens of Patagonia SEACAP		X					Private Non Profit	Patagonia Elgin Sonoita Cannello	1	Mon-Fri 7:00 a.m to 7:00 p.m.	5310	2	2	1,440	1992	Erika Miller P.O. Box 1121 Patagonia, AZ 85621 520-394-2494 ermiller8@yahoo.com
Graham and Greenlee Counties		X					Private Non Profit	Graham and Greenlee	3	Mon-Fri 8:00 5:00 (Varies)	5310, SEAGO AAA	4	3	10,273	1978	Deborah Kroegel 283 West 5th Street Safford, AZ 85546 928-428-8005 seacapdk@qwestoffice.net

SEAGO REGION TRANSIT SERVICE PROVIDER LISTING

April, 2014

5310 Providers (Continued)	General Public	Elderly/ Disabled	Develop. Disability	Behavioral Health	Healthcare	Domestic Violence Children	Applicant Status	Service Area	Service Sites	Service Days Hours	Funding Sources	Number of Vehicles	On Lien	Annual Ridership	Service Since	Contact Person
The Women's Transition Project (formerly the Renaissance House)				X			Private Non Profit	Bisbee and Cochise County	5	24 hours 365 days	5310	2	2	931	2001	Mary Jo Silcox 2475 N. Jackrabbit Tucson, AZ 85745 520-882-5608 msilcox@compasshc.org
Town of Huachuca City		X					Local Gov't	Huachuca City and S.V.	1	Mon-Fri 6.5-7 hours	5310	3	1	1,200	2004	Kelly Ferguson 500 N. Gonzales Huachuca City, AZ 85616 520-456-1063 kferguson@huachucacityaz.gov
Sierra Vista Volunteer Interfaith Caregiver Program (VICap)		X					Private Non Profit	Hereford Sierra Vista Huachuca City	1	Mon-Fri 6:00 a.m to 6:00 p.m.	None	0	0	2,640	1994	Cindy Fulbright 300 El Camino Real Sierra Vista, AZ 520-456-1063 Vicap-sv@qwestoffice.net
Wellness Connection (Formerly SEACRS Comfort Zone Program)			X	X			Private Non Profit	Cochise County	2	Mon-Fri 8:00 5:00 (Some Saturdays)	5310	4	0	7,800	2002	Scott Rein 1201 E. Fry #5 Sierra Vista, AZ 85635 520-452-0080 scott@seacrs.com
Wellness Connection (Formerly SEACRS ORE Program)			X	X			Private Non Profit	Graham and Greenlee	1	Mon-Fri 8:00 5:00 (Some Saturdays)	5310	2	0	6,600	2002	Scott Rein 1201 E. Fry #5 Sierra Vista, AZ 85635 520-452-0080 scott@seacrs.com
Total Vehicles												130				
Total Vehicles on ADOT Lien													51			
Total Annual Ridership 5311 Program														384,963		

Attachment B



SEAGO Region FY14 Vehicle Inventory & Availability

SEAGO REGION: 2014 MASTER VEHICLE AVAILABILITY & REPLACEMENT PRIORITY

Cochise County

Provider Name	Vehicle Location (Provide the city the vehicle is located in)	Year	Make	Model	Mileage	If used weekly, mark each day vehicle is used.							Hours in Which the Vehicle is Typically in Service and Highest Passenger Load per Vehicle During																
						M	T	W	T	F	Sa	Su	4	5	6	7	8	9	10	11	12	1	2	3	4	5	6	7	
CCAH	Bisbee	2001	Hyundai	Santa Fe	136,763	X	X	X	X	X	X	X					3	3	3	3	3	3	3	3	3	3			
CCAH	Bisbee	2001	Dodge	Ram	110,053	X	X	X	X	X	X	X				6	6	6	6	6	6	6	6	6	6	6	6	6	6
CCAH	Ft. Huachuca	2013	Chevy	3500	13,852	X	X	X	X	X					4	4	4	4	4	4	4	4	4	4	4				
CCAH	Bisbee	2004	Dodge	Intrepid	129,042	X	X	X	X	X	X	X				2	2	2	2	2	2	2	2	2	2	2	2	2	2
CCAH	Bisbee	2004	Ford	Supreme	82,709	X	X	X	X	X							8	8	8	8	8	8	8	8					
CCAH	Ft. Huachuca	2006	Dodge	Ram	93,310	X	X	X	X	X					4	4	4	4	4	4	4	4	4	4	4				
CCAH	Bisbee	2006	Ford	Eldorado	65,710	X	X	X	X	X	X	X				6	6	6	6	6	6	6	6	6	6	6	6	6	6
CCAH	Ft. Huachuca	2006	Dodge	Ram	96,455	X	X	X	X	X					4	4	4	4	4	4	4	4	4	4	4				
CCAH	Ft. Huachuca	2007	Dodge	P/U	134,984	X	X	X	X	X					4	4	4	4	4	4	4	4	4	4	4				
CCAH	Ft. Huachuca	2008	Dodge	Ram	34,001	X	X	X	X	X					4	4	4	4	4	4	4	4	4	4	4				
CCAH	Bisbee/Ft. Huachuca	2008	Dodge	Ram	67,810	X	X	X	X	X					3	3	3	3	3	3	3	3	3	3	3				
CCAH	Bisbee	2008	Ford	Supreme	23,396	X	X	X	X	X							8	8	8	8	8	8	8	8	8				
CCAH	Bisbee	2012	Dodge	Eldorado	18,463	X	X	X	X	X	X	X			5	5	5	5	5	5	5	5	5	5	5	5	5	5	5
CCAH	Bisbee	2012	Ford	E350	3,793	X	X	X	X	X	X	X			6	6	6	6	6	6	6	6	6	6	6	6	6	6	
CCAH	Bisbee/Ft. Huachuca	2012	Chevy	1/2 ton	10,872	X	X	X	X	X					3	3	3	3	3	3	3	3	3	3	3	3	3	3	
CCAH	Bisbee/Ft. Huachuca	2012	Chevy	3/4 ton	5,689	X	X	X	X	X					3	3	3	3	3	3	3	3	3	3	3	3	3	3	
CCS-DV Shelters	Douglas	2008	Ford	E150	41,220	X	X	X	X	X	X	X					3	1	2	1	1	1	2	3	1	2	1		
CCS-DV Shelters	Sierra Vista	2000	Doge	Caravan	101,717	X	X	X	X	X							4	1	1	1	2	1	3	4	1	3	1		
City of Benson	Benson	2004	ELDOR	7 Pass	121,303																								
City of Benson	Benson	2010	ARBOC	19 Pass	77,640	X	X	X	X	X					0	1	1	2	1	0									
City of Benson	Benson	2010	ARBOC	10 Pass	62,046	X	X	X	X	X					0	0	2	2	2	3	2	2	2	1	1	0			
City of Benson	Benson	2010	ARBOC	19 Pass	77,247	X	X	X	X	X									0	1	0	2	3	3	3	2			
City of Bisbee	Bisbee	2014	Chevy	Starcraft	10,140																								
City of Bisbee	Bisbee	2009	Ford	Aerotech	161,505	X	X	X	X	X	X				9	9	12	9	13	12	7								
City of Bisbee	Bisbee	2009	Ford	Aerotech	151,852	X	X	X	X	X	X									7	9	16	11	17	10	4			
City of Douglas	Douglas,AZ	2009	Chevy	Eldorado	88,963	X	X	X	X	X	X					5	3	4	3	3	3	0	5	3	3	4			
City of Douglas	Douglas, AZ	2008	Chevy	Arboc	74,436	X	X	X	X	X							6	8	8			8	10	10	6				
City of Douglas	Douglas, AZ	2008	Chevy	Arboc	85,037	X	X	X	X	X	X						9	9	9			8	10	9	8				
City of Douglas	Douglas, AZ	2007	Ford	Eldorado	273,145	X	X	X	X								7												

[illegible]

[illegible]

Key:

Back-up /Used Less than 1 day a week
Vehicle on Loan
Vehicle in Service
Regional Replacement Priority

SEAGO REGION: 2014 MASTER VEHICLE AVAILABILITY & REPLACEMENT PRIORITY

Graham & Greenlee Counties

Provider Name	Vehicle Location (Provide the city the vehicle is located in)	Year	Make	Model	Mileage	If used weekly, mark each day vehicle is used.							Hours in Which the Vehicle is Typically in Service and Highest Passenger Load per Vehicle During Hour																
						M	T	W	T	F	Sa	Su	Morning (AM)								Afternoon (PM)								
													4	5	6	7	8	9	10	11	12	1	2	3	4	5	6	7	8
Blake Foundation	Safford	2007	Ford	Maxi	65,830	X	X	X	X	X	X	X					2	2	2	0	4	4	4	4	0	3	3	3	3
Blake Foundation	Safford	2010	DODGE	Mini	54,864	X	X	X	X	X	X	X					1	1	1	0	0	2	0	0	2	3	3	3	3
Blake Foundation	Safford	2010	DODGE	Mini	57,554	X	X	X	X	X	X	X				6	6	6	0	0	0	2	2	6	6	6			
Blake Foundation	Safford	2012	DODGE	Mini	58,869	X	X	X	X	X	X	X			2	2	2	1	1	0	0	1	1	2	2	2			
Blake Foundation	Safford	2012	DODGE	Mini	41,448	X	X	X	X	X	X	X			6	6	6	2	2	0	0	3	2	6	6	6			
Blake Foundation	Safford	2012	DODGE	Mini	47,486	X	X	X	X	X	X	X					2	2	0	0	0	0	0	0	3	3	3	3	
Blake Foundation	Safford	2007	CHEVY	Mini	151,523	X	X	X	X	X	X	X				1	1	0	3	3	0	0	3	3	1				
Blake Foundation	Safford	2008	CHEVY	Mini	111,258	X	X	X	X	X	X	X					3	3	3	4	0	0	4	3	3				
Blake Foundation	Greenlee County	2008	Ford	Maxi	88,428	x	x	x	x	x	x	x			2	5	5	0	5	5	0	0	0	5	5				
Blake Foundation	Greenlee County	2012	DODGE	Mini	52,302	x	x	x	x	x	x	x			1	4	4	0	4	4	0	0	0	4	4				
Blake Foundation	Greenlee County	2012	DODGE	Mini	55,416	x	x	x	x	x	x	x			1	4	4	0	0	0	0	0	0	4	4				
GCRC	Safford	2008	Chevy	Uplander	82,187	X	X	X	X	X	X	X				1	0	0	0	0	1	1	1	3	1	1	1	1	1
GCRC	Safford	2005	Nissan	Quest	55,550	X	X	X	X	X	X	X				1	0	0	4	4	1	4	4	2	1	1	1	1	
GCRC	Safford	2010	Toyota	Sienna	40,107	X	X	X	X	X	X	X				3	0	0	3	3	0	3	3	2	2	2	2	2	
GCRC	Safford	2000	Ford	WSD	162,857	X	X	X	X	X						7	1	1	1	1	0	1	1	9					
GCRC	Safford	2005	Chevy	SC1	110,802	X	X	X	X	X						2	2	2	2	2	0	2	2	3	3	1			
GCRC	Safford	2005	GMC	SA3	114,295	X	X	X	X	X						4	2	2	2	2	0	2	2	5					
GCRC	Safford	2008	Ford	WSD	78,509	X	X	X	X	X						6	2	2	2	2	0	2	2	6					
GCRC	Safford	2000	Isuzu	NPR	107,786	X	X	X	X	X							2	2	2	2	0	2	2						
GCRC	Safford	2006	Ford	3SD	123,480	x	x	x	x	x							3	3	2	2	3	3	4						
SEACAP	Duncan	2013	Supreme	Candidate	7,205	x	x	x	x	x							2	2	2	2	3	2	3						
SEACAP	Safford	2011	Supreme	Candidate	41,835	X	X	X	X	X							3	6	4	4	4	3	3	4	2	2			
SEACAP	Safford	2006	Ford	Maxivan	81,338	X	X	X	X	X							2	3	5	2	0	0	2	3	1	2			
SEACAP	Clifton	2013	Supreme	Candidate	9,583	X	X	X	X	X							2	4	7	3	0	0	2	3	2	2			
Wellness Center (SEACRS)	Safford	2008	Ford	E350	27,226	x	x	x	x	x	x						3	3	4	3	2	4	3	2	3	5			
Wellness Center (SEACRS)	Safford	2011	Toyota	Sienna	52,288	X	x	x	x	x	x						4	3	3	2	4	3	3	2	2	4			
Mt. Graham Safe House	Safford	2011	Toyota	Siennna	35,394	x	x	x	x	x	x	x					5	5	6	6	6	6	6	6	6	6	6	6	5

Mt. Graham Safe House	Safford	2012	Toyota	Siennna	32,838	X	X	X	X	X	X	X					5	5	5	5	6	6	6	6	6	6	6	6	6	5
Mt. Graham Safe House	Safford	2002	Pontiac	Van	58,454	X	X	X	X	X							4	2	4	4	2	4	4	2	4	4	2			
Mt. Graham Safe House	Morenci	2012	Dodge	Caravan	20,263	X	X	X	X	X							3	3	3	3	3	3	5	5	5	5	5			

Key:

Used Less than 1 day a week
Vehicle on Loan
Vehicle in Service
Regional Vehicle Replacement Priority

SEAGO REGION: 2014 MASTER VEHICLE AVAILABILITY & REPLACEMENT PRIORITY

Santa Cruz County

Provider Name	Vehicle Location (Provide the city the vehicle is located in)	Year	Make	Model	Mileage								Hours in Which the Vehicle is Typically in Service and Highest Passenger Load per Vehicle During Hour																				
						If used weekly, mark each day vehicle is used.							Morning (AM)								Afternoon (PM)												
						M	T	W	T	F	Sa	Su	4	5	6	7	8	9	10	11	12	1	2	3	4	5	6	7	8				
Blake Foundation	Nogales	2007	Dodge	Caravan	70,288	X	X	X	X	X	X	X				6	6	6	6	2	2	2	2	2	2	2	2	6	6	6	6	6	6
Blake Foundation	Nogales	2010	Toyota	Sienna	86,307	X	X	X	X	X	X	X				6	6	6	6	2	2	2	2	2	2	2	2	6	6	6	6	6	6
Blake Foundation	Nogales	2008	Chevy	Uplander	58,000	X	X	X	X	X	X	X				6	6	6	6	6	6	6	6	6	6	6	6	6	6	6	6	6	6
Blake Foundation	Nogales	2009	Ford	Maxi Van	22,387	X	X	X	X	X	X	X				6	6	6	6	2	2	2	2	2	2	2	2	6	6	6	6	6	6
Blake Foundation	Nogales	2012	Ford	Maxi Van	4,085	X	X	X	X	X	X	X				6	6	6	6	2	2	2	2	2	2	2	2	6	6	6	6	6	6
Senior Citizens of Patagonia	Patagonia	2011	Ford	E350	9,475	X	X	X	X										1	1	1	1	1	1	1	1	1	1	1				
Senior Citizens of Patagonia	Patagonia	2012	Dodge	Caravan	15,648	X	X	X	X										1	1	1	1	1	1	1	1	1	1	1				
Santa Cruz Training Program	Nogales	2009	Chevrolet	Truck	30,381	X	X	X	X	X								3	3	3	3	3	3	3	3	3	3	3	3	3	3	3	
Santa Cruz Training Program	Nogales	2011	Chevrolet	Truck	19,188	X	X	X	X	X								3	3	3	3	3	3	3	3	3	3	3	3	3	3	3	
Santa Cruz Training Program	Nogales	2012	Dodge	El Dorado	9,877	X	X	X	X	X							4	4	4	4	4	4	4	4	4	4	4	4					
Santa Cruz Training Program	Nogales	2012	Dodge	El Dorado	13,858	X	X	X	X	X							4	4	4	4	4	4	4	4	4	4	4	4					
Santa Cruz Training Program	Nogales	2008	Chevrolet	Minivan	67,474	X	X	X	X	X							4	4	4	4	4	4	4	4	4	4	4	4					
Santa Cruz Training Program	Nogales	2007	Ford	Van	34,824	X	X	X	X	X							3	3	3	3	3	3	3	3	3	3	3	3					
Santa Cruz Training Program	Nogales	2007	Ford	Van	45,602	X	X	X	X	X									2	2	2	2	2	2	2	2	2	2	2				
Santa Cruz Training Program	Nogales	2006	Ford	Econoline	49,296	X	X	X	X	X									4	4	4	4	4	4	4	4	4	4	4				
Santa Cruz Training Program	Nogales	2006	Ford	Van	40,740	X	X	X	X	X									2	2	2	2	2	2	2	2	2	2	2				
Santa Cruz Training Program	Nogales	2006	Ford	Van	55,336	X	X	X	X	X								2	2	2	2	2	2	2	2	2	2	2	2	2	2		
Santa Cruz Training Program	Nogales	2004	Ford	Sedan	93,621	X	X	X	X	X									4	4	4	4	4	4	4	4	4	4	4				
Santa Cruz Training Program	Nogales	2001	Dodge	Van	112,727	X	X	X	X	X									2	2	2	2	2	2	2	2	2	2	2				
Santa Cruz Training Program	Nogales	2013	Ford	Econoline	3,198	X	X	X	X	X									4	4	4	4	4	4	4	4	4	4	4				
CCS-DV Shelters	Nogales	1998	Chevrolet	Venture	106,316	X	X	X	X	X	X	X							3	2	2	2	2	2	2	2	2	3	1	1	1		
City of Nogales	Nogales	2007	Chevy	Van	19,713																												
City of Nogales	Nogales	2005	Ford	Cutaway	75,850	X			X										3	3	3	3	3	0	3	3	3	3	3				
City of Nogales	Nogales	2008	Ford	E250	20,585																												
City of Nogales	Nogales	2009	Ford	Cutaway	65,500		X	X		X									3	3	3	3	3	0	3	3	3	3	3				
Horizon Human Services	Nogales	2011	Chevy	Express	46,798	X	X	X	X	X								5	5		5	5		5	5	5	5						
Horizon Human Services	Nogales	2010	Chey	Express	33,691	X	X	X	X	X								1	1		1	1		1	1	1	1						
Pinal Hispanic Council	Nogales	2010	Dodge	Caravan	56,337	X	X	X	X	X									2	3	3	1	2	3	2	3	1						
Pinal Hispanic Council	Nogales	2010	Dodge	Caravan	40,500	X	X	X	X	X									2	2	2	2	3	3	1	2	3				57		

Pinal Hispanic Council	Nogales	2010	Dodge	Caravan	35,000	X	X	X	X	X								3	2	1	2	3	3	2	2	3				
Pinal Hispanic Council	Nogales	2010	Chrysler	T&C Van	52,870	X	X	X	X	X								3	3	3	2	2	2	2	2	3				
Santa Cruz Council on Aging	Nogales	2010	Dodge	Van	61,068	X	X	X	X	X									1	1	1	1	1	1	1					
Santa Cruz Council on Aging	Nogales	2006	Chev	Van	118,210	X	X	X	X	X									1	1	1	1	1	1	1					
Santa Cruz Council on Aging	Nogales	2006	Chev	Van	61,412	X	X	X	X	X									1	1	1	1	1	1	1					
Santa Cruz Council on Aging	Nogales	2007	Chev	Van	69,104	X	X	X	X	X									1	1	1	1	1	1	1					
Santa Cruz Council on Aging	Nogales	2007	Chev	Van	53,817	X	X	X	X	X									3	3	4	3	3	4	4					

Key:

Used Less than 1 day a week
Vehicle on Loan
Vehicle in Service
Regional Vehicle Replacement Priority

Attachment C



SEAGO Region FY2014 Project Priority Matrix

SEAGO Priority Project Scoring Matrix

Listed below are the priorities developed by Coordination Groups that should guide regional funding decisions:

SEAGO Region 5310 Funding Priorities		
#	Priority	Point Value
1	Projects that have a broad mission that serves both the elderly and individuals with disabilities.	25
2	Projects that go “above and beyond” ADA requirements	20
3	Continued funding of existing programs that lack a public transportation alternative.	15
4	Continued funding of existing programs that actively participate in regional coordination activities.	10
5	New programs that address regional service gaps.	5

Below is the SEAGO Region Matrix in which Project Priorities have been identified based upon their ability to meet the Funding Priorities listed above:

SEAGO Region 5310 Priorities By Project								
Project	Annual Riders*	SEAGO Funding Priorities						Rank
		1	2	3	4	5	Total	
SEACAP	10,273	25	0	15	10	0	50	1
Northern Cochise Community Hospital	10,096	25	0	15	10	0	50	2
Nogales Rides	7,000	25	0	15	10	0	50	3
VICAP	2,640	25	0	15	10	0	50	4
Senior Citizens of Patagonia	1,440	25	0	15	10	0	50	5
Town of Huachuca City	1,200	25	0	15	10	0	50	6
Douglas ARC	112,608	0	20	15	10	0	45	7
Santa Cruz Training Programs	80,000	0	20	15	10	0	45	8
Easter Seals Blake Foundation	23,651	0	20	15	10	0	45	9
Graham County Rehabilitation Center	22,368	0	20	15	10	0	45	10
CCAH	16,730	0	20	0	10	0	30	11
Santa Cruz Council on Aging	21,560	0	0	15	10	0	25	12
Horizon Human Services	13,942	0	0	15	10	0	25	13
Pinal Hispanic Council	12,000	25	0	0	0	0	25	14
Mount Graham Safe House	1,016	0	0	15	10	0	25	15
Mary’s Mission	28,000	0	0	0	10	0	10	16
Wellness Connection	14,400	0	0	0	10	0	10	17
Catholic Community Services: DV Shelter	1,500	0	0	0	10	0	10	18
Women’s Transition Project	931	0	0	0	10	0	10	19
All the King’s Horses Children Ranch	2,000	0	0	0	0	5	5	20
Echoing Hope Ranch	468	0	0	0	0	5	5	21
Douglas Area Food Bank	0	0	0	0	0	5	5	22

*Tie breaker is annual ridership.